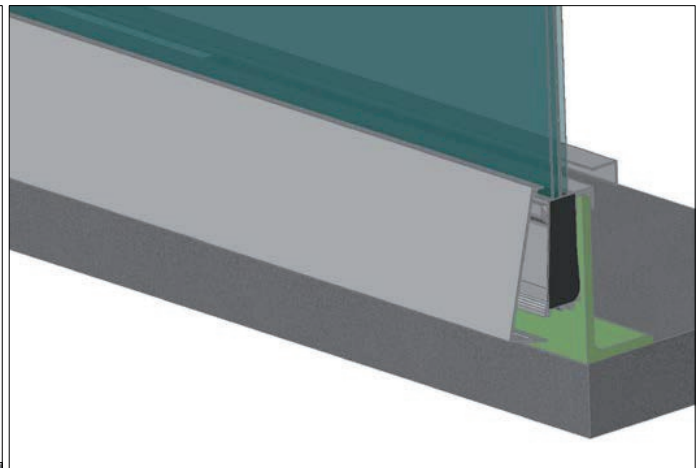
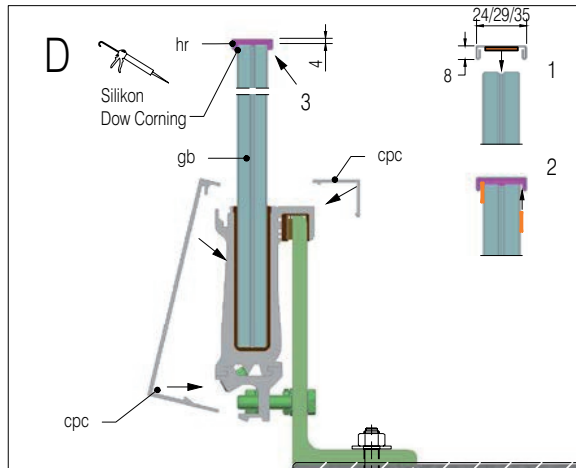
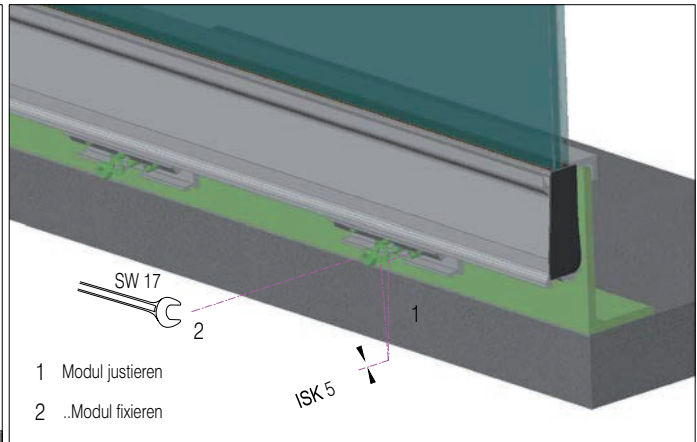
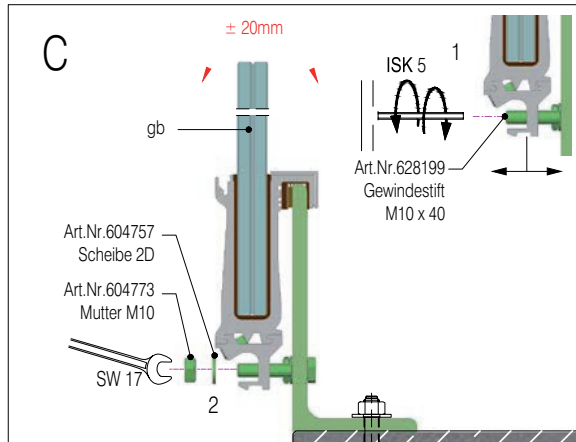
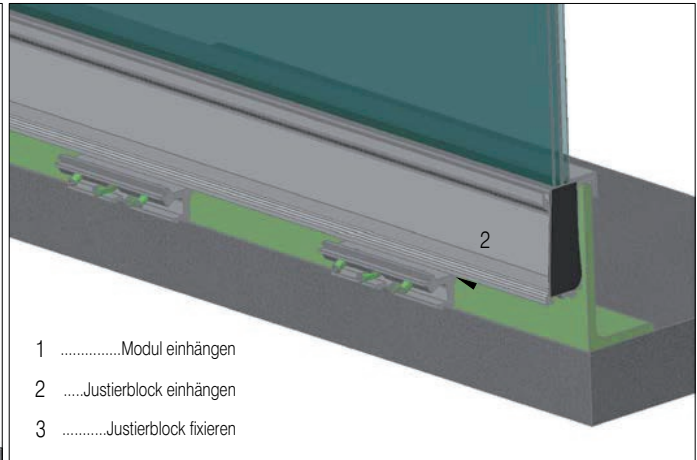
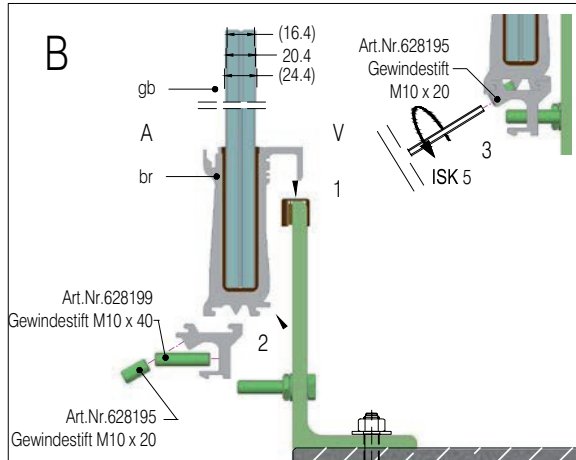
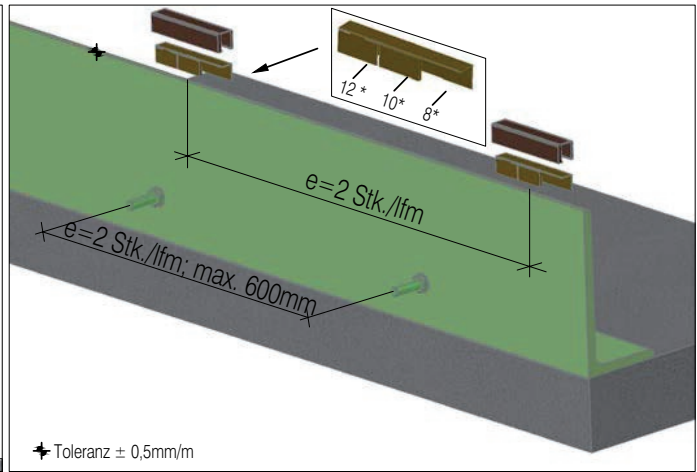
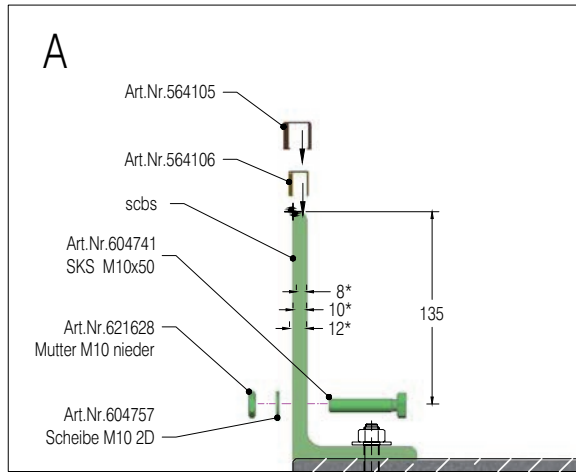


CARVART
glassRAILINGS > Uni
INSTALLATION INSTRUCTIONS



A

Art.Nr.564218
Ankerscheibe

Art.Nr.628201
Gewindestift M10 x 50

Art.Nr.564174
Geweindeplatte M10

Art.Nr.504361 (UC)

$d_{le} \ge 65$

*Side 24: FBS II 12 x 130
Art. Nr. 600167 A4
Art. Nr. 600170 st

*Side 16-20: FBS II 10 x 100
Art. Nr. 600165 A4
Art. Nr. 600168 st

$e = 5 \text{ Stk./lfm}$

$e = 2 \text{ Stk./lfm; max. 600mm}$

*** übliche Befestigung - eigenverantwortlich festlegen**

B

(16.4)
20.4
(24.4)

Art.Nr.628195
Gewindestift
M10 x 20

ISK 5

Art.Nr.628201
Gewindestift M10 x 50

Art.Nr.628195
Gewindestift M10 x 20

1. Modul einhängen
2. Justierblock einhängen
3. Justierblock fixieren

C

$\pm 20mm$

Art.Nr.604757
Scheibe 2D

Art.Nr.604773
Mutter M10

SW 17

Art.Nr.628201
Gewindestift
M10 x 50

1. Modul justieren
2. Modul fixieren

D

24/29/35
8

Silikon
Dow Corning

cpc

