



CARVART®

CARVART

CREATE WITH CARVART
ENGINEERED TURN KEY SOLUTIONS

CARVART

WE BRING
DESIGN VISIONS TO LIFE
THROUGH ART + ENGINEERING

MISSION

ABOUT US



HERITAGE AND TRADITION BLENDED WITH CREATIVITY AND INNOVATION.

This is CARVART.

Under the strategic leadership of our visionary CEO, Edward Geyman, CARVART has evolved from a modest family-owned business, established over two decades ago in a quaint Brooklyn factory, to a prominent leader in the architectural product and engineering sector. Today, we serve a distinguished clientele not only in New York City but across the United States and globally.

Despite our growth, one element remains constant — the Geyman touch — a steadfast dedication to merging artisanal skill with innovative solutions, ensuring each project resonates with personal creativity and expert execution.

CREATE WITH CARVART

US + GLOBAL

Our Industry Outreach is not just about expanding our geographical footprint; it's about fostering relationships, driving innovation, and delivering exceptional value to our clients, wherever they may be.

NEW YORK

Times Square


MIAMI

Design District



CARVART • NEW YORK SHOWROOM • TEN TIMES SQUARE



CARVART • NEW YORK SHOWROOM • TEN TIMES SQUARE

CARVART • MIAMI SHOWROOM • DESIGN DISTRICT



CARVART • MIAMI SHOWROOM • DESIGN DISTRICT





ARCHITECTURAL PRODUCTS



PRODUCT ENGINEERING

CARVART is a creative partner offering architectural products, product engineering, fabrication and installation, specializing in interior to exterior architectural products and materials with sleek hardware systems and engineered solutions.



INTERIOR



EXTERIOR



FURNISH ONLY



FURNISH + INSTALL



MATERIALS



GLASS + GLAZING

With over 25 years of experience, CARVART strength is creating seamless experiences by cohesively connecting the dots from design, product, materials, finishes hardware, engineering, fabrication to installation.

CARVART partners with some of the best A+D firms, glaziers, contractors, and other collaborators around the world.



WALL CLAD



WALLS



ACOUSTICAL WALL + CEILING CLADDING



DOORS



COMMERCIAL BATH



RESIDENTIAL BATH

As a leader in the architectural design industry, **CARVART** connects the interior and exterior by combining precision engineering, outstanding design and exceptional service over a variety of systems and applications, from Walls, Doors, Barriers/Railings, Wall & Ceiling Cladding, Commercial & Residential Bathrooms, Office Accessories & more.



BARRIERS



HARDWARE



CUSTOM ENGINEERING



ARCHITECTURAL GLAZING SOLUTIONS

INNOVATION • CRAFTSMANSHIP • COLLABORATION



+ ADVANCED PROJECT MANAGEMENT

Budgeting, design assistance, specification, detail development, cost savings and value engineering support.

Post Install: Typical contractor warranty and full-service support.

+ PRE + POST CONSTRUCTION SERVICES

Advanced project team that facilitates proactive coordination, customer service, dedicated project management and scheduling. Heavy trade coordination.

Specialize in design assist, proactively develop details to constructability -- pre-fabricating efficiently to minimize field labor

+ TECHNICAL | ENGINEERING

In-house engineering and design / drafting services, pre-bid consultation, system analysis and recommendation, and full reprographics.

Utilizing the most current industry tools and software, including full BIM capabilities.

+ GLOBAL MANUFACTURING HORSEPOWER

US, Europe, Asia, South American production sources

+ PROJECT MANAGEMENT

Proactive in ensuring projects complete on time, within budget

25+

YEARS IN
BUSINESS

60+

DISTINCT
PRODUCTS

10,000+

CUSTOM
COMBINATIONS



UNIQUE GLASS
+ MATERIALS

PROJECT LIST - LOCATION

CORPORATE

8000 Avalon
Allstate
Amgen Ashurst
Bergdorf Goodman
Billabong
Blackstone Bloomberg
Carrilon
Capital Mgit.
Capgemini
CBRE
CetraRuddy
Chase Bank
Citibank Citigroup Coca-Cola
Conoco Phillips
Convene
Credit Suisse
CrossFirst
CSS Expansion
DaDona
Discover
Dominion
Workplace
EDF Trading
EMI Records
Empelcon
Facebook
Fannie Mae
Freddie Mac
Gersller LaRossee
Hargrove Engineers
Harman
Havas
Herman Miller
Holland and Knight
Hudson Advisors
Ignition One
Incyte Corporation
Infor
JP Morgan
JP Offices
Levi Strauss & Co.
Len A and Builders
McLaren

Major League Soccer
Martha Stewart Corp.
Mead Johnson
Mercedes-Benz
MetLife
Moet Hennessy
Mothra
MTV NBC
Nike HQ
Portland
NY Stock Exchange
Paul Hastings
Pillsbury
Pyreneeon
Raytheon Ridgehill
Samsung
Schwartz Showroom
Scorpion Valencia
Smithsonian Channel
Splunk
TD Bank
Third Point Management
UFC HQ
Warner Media
Wells Fargo
Zenergy

EDUCATION & MUSEUM

American Coll. of Healthcare Exec.
American Museum of Natural History
Brooklyn Museum
Bridgewater State University
Central Catholic HS
Chabad of Charleston
Columbia University
Credit Suisse
Gateway Center
Guggenheim Museum
Indiana University, Ernie Pyle Hall
LSU Beach Volleyball Stadium
Smithsonian
Skyscape
Texas A&M Research Facility
The New School
Uni. of Georgia West End Stadium
University of Illinois
University of Phoenix

HEALTH CLUB & SPA

225 E. 38th Street
1500K Fitness Center
David Barton Gym
Equinox
Fountain Place Fitness Center
Gym Source
Langan Chuan Body + Soul
Preserve Gym
Reebok
Silver Legacy Spa
Spa 88
The Gym at 8th and Main Ventana
Spa
YMCA Reston, VA

TRANSPORTATION & CIVIC

Amtrak, New York
Moynihan Train Hall
Austin Bergstrom Intl. Airport
BWI Airport
CBU Event Center
Delta Sky Lounges
Detroit Lions Training Facility
Easton Tower
George Bush Intl. Airport
Hobby Airport
LaGuardia Airport, TSA Check Point
LaGuardia Airport, Hyatt Place
Madison Square Garden
Newark Airport, Terminal One
Newark Airport, Terminal B
Oculus Center
PA Convention Center
PDX Airport
Philadelphia Intl. Airport
Ridgehill Mall
United Airlines T1 Clubs
Washington DC Convention Center
Westlake Center

RETAIL

Bottega Veneta Cadillac
Christian Dior
Downtown by
Philippe Starck
Givenchy
Louis Vuitton
Ridgehill Mall

HEALTHCARE

Clara Maass Medical
Center
Detroit Medical Center
Hershey Medical Center
Karia Omm Medical enter
Hospital
Memorial Sloan Kettering
Mt. Sinai
NE Medical Center
Neuro Lab New York
Stern Cell Research
Penn Presbyterian Medical Center
Weill Cornell Medical Center

HOSPITALITY

550 Madsion
25 Park Row
Baccarat Hotel
Equinox Hotel
Four Seasons Hotel
Hard Rock Hotel

ARCHITECTS

AECOM
Arquitectonica
BIG
CallisonRTKL
Cannon Design
Centra Ruddy
Clodagh Design
CookFox
Corgan
DGA
DLR
Dyer Brown
Ewing Cole
Fogarty Finger
Fusion Design
FXCollaborative
Gensler
Gresham Smith
HBA
HDR
HKS
HLW
HOK
IA Interior
KPF
Leo A. Daly
NBBJ
Nelson
ODA
OMA
Perkins&Will
Perkins Eastman
Peter Marino
Populous
Rafael Vinoly
Rockwell
Smith Group
SLCE
SOM
Stantec
Studios
Ted Moudis
TPG
Wilson
ZGF

GENERAL CONTRACTORS

Tishman/AECOM
Hunter Roberts
Plaza Construction
JRM Construction
Structuretone
NewLine Construction
Triton Construction
CM & Associates
CC+M
OmniBuild
Shawmut
MK Construction
UAG
Rand
JT Magen
Gilbane
Benchmark
Suffolk
Turner
Balfour Beatty

Balfour Beatty
Consigli
Sciame
Skanska
Cauldwell Wingate
Pavarini McGovern
Titanium
Moss & Associates

OWNER-DEVELOPERS

GID
Hallet Development
Naftali Group
Silverstein Development
Vornado
The Related Companies
Taconic Partners
Zuckendorf Development
The Beekman
Elad
Extell
Toll Brothers
Gemdale USA Corporation
Brookfield
Rockrose Development
Bedrock Detroit
Witkoff Group
Cadwell Wingate
Gilbane Construction
Noble Construction
Capital Builders
BRI Keeler

Bravo Builders
China Vanke
Hidden Hill Hospitality
China Overseas
Marriott
Marx
Conrad Hotels

AWARDS

2013: Best of Year Award CARVART Metallic

2014: Best of NeoCon Silver Award CARVART Metallic

GOOD DESIGN: Chicago Athenaeum CARVART Metallic

2015: Best of NeoCon Silver Award CI Collection

GOOD DESIGN: Chicago Athenaeum CI Collection

HIP Honoree: CI Collection

2016: Best of NeoCon Gold Award CARVART Contract

HIP Honoree: glassBOX

2017: Best of Year Award Finalist CARVART by Soema

Best of NeoCon Silver Award CARVART by Soema

HIP Honoree: glassCUBE

Metropolis Likes: glassCUBE

2019: Best in Show GlassBuild glassXL

2020: Best of Year Awards CARVART by GUSTAFS

Best of NeoCon: GOLD Award modilair/WALLCLAD

2022 Best of NeoCon • SILVER • CARVART Couture
Collection 1


2023 Cinta’s America’s Best Restroom • BWI Airport
Cubicles & Wall Clad

2024 Forbes Travel Guide’s Inaugural Luxury Air Travel
Awards • Best U.S. Airport • LaGuardia Airport • Multiple
Scopes + Terminals


Architect’s Newspaper Best of Magazine • Project of the
Year - The Portland Airport Main Terminal • Toilet
Compartments

DESIGN • ENGINEERING • SOLUTIONS

SOLUTIONS & MATERIALS | GLASS • COLOR • INTERLAYERS • DIGITAL PRINT • COUTURE



GLASS



COLOR

Glass is ART. CARVART's elegantly crafted glass line is a wonderland for exploration. Discover authentic and natural interlayers, artful patterns and textures, and writable surfaces. Celebrate the power of color with levels of transparency and reflectivity for ultimate inspiration. With a full spectrum of refined, sophisticated design elements, partner with CARVART to create your personal creative expression.



INTERLAYERS

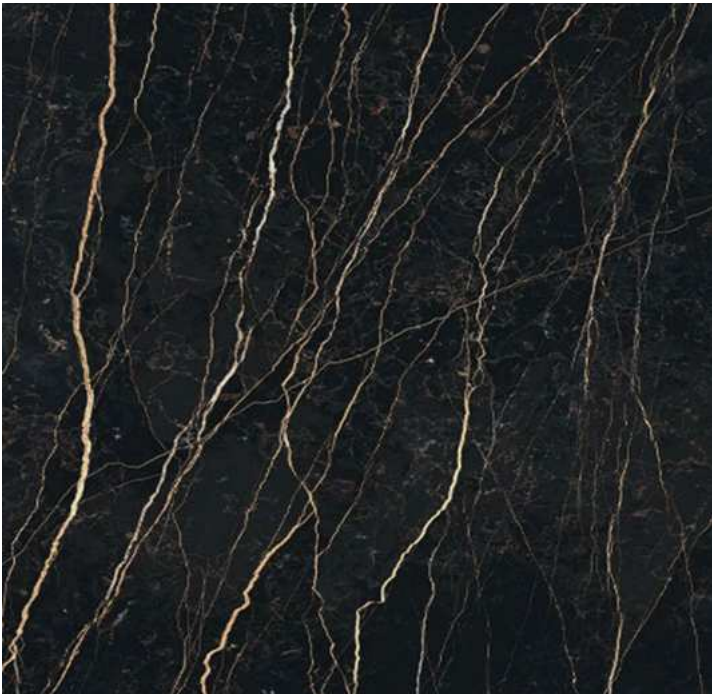


COUTURE



DIGITAL PRINT

SOLUTIONS & MATERIALS | **STONE • WOOD • CHPL • METAL • MORE +**



STONE




WOOD

CARVART’s curated collection of wood, chPL, and metal brings warmth, innovation, and strength to any space. From the natural beauty of wood to the versatility of chPL’s textures and finishes, and the sleek sophistication of metal, each material is designed to inspire. With a refined balance of aesthetics and performance, partner with CARVART to create environments that are both functional and artful.




CHPL




METAL

SUSTAINABILITY



CULTURE OF CARING

Our working environment and products meet standards to promote well-being of people. Access to daylight and outdoor views are curated. Our urban headquarters location is walkable and accessible via alternative transportation.




COLLABORATION OF SUPPLIERS

As part of our UN Global Compact commitment, we are actively establishing a Code of Conduct with our Tier 1 supply chain.



CONSERVATION OF MATERIALS

Our product and packaging materials are recyclable. There is an economy in choice of materials for both ingredients + packaging.



CLARITY OF CHOICES

Choices include natural raw material ingredients.

CARVART partners with numerous suppliers to curate the optimum client experience. We have established a Supplier Code of Conduct with our Tier 1 suppliers with respect to human rights, labor rights, environmental protection, and anti-corruption. Our suppliers are required to agree to the required principles or provide a similar written statement.

They also offer a variety of sustainability options that can be customized depending on your needs (aesthetic, cost, function, etc.). Key sustainable features include recycled content, renewable energy production, low emissions, etc.

United Nations Global Compact Signatory
CARVART is a proud signatory of the United Nations Global Compact, the world’s largest corporate sustainability initiative.

Through our Supplier Code of Conduct, CARVART ensures that its Tier 1 supply chain upholds these principles. CARVART requires suppliers to comply with this Code, which may be amended at CARVART’s sole discretion, and mandates that Tier 1 suppliers and subcontractors adhere to these standards at all times.

Please request documentation to support your environmental goals.

SOLUTIONS & MATERIALS | WALLS • DOORS • BARRIERS • CLADDING • BATHROOM



WALLS



DOORS

CARVART’s walls, doors, barriers, cladding, bathrooms, and office accessories seamlessly blend aesthetics, functionality, and durability. From defining spaces and enhancing surfaces to optimizing work environments, each element is designed for seamless integration. Together, these systems elevate architectural environments with refined design and performance.



BARRIERS



CLADDING



BATHROOM

TRANSPORTATION

NEWARK AIRPORT



NEWARK AIRPORT: Identifying Challenges

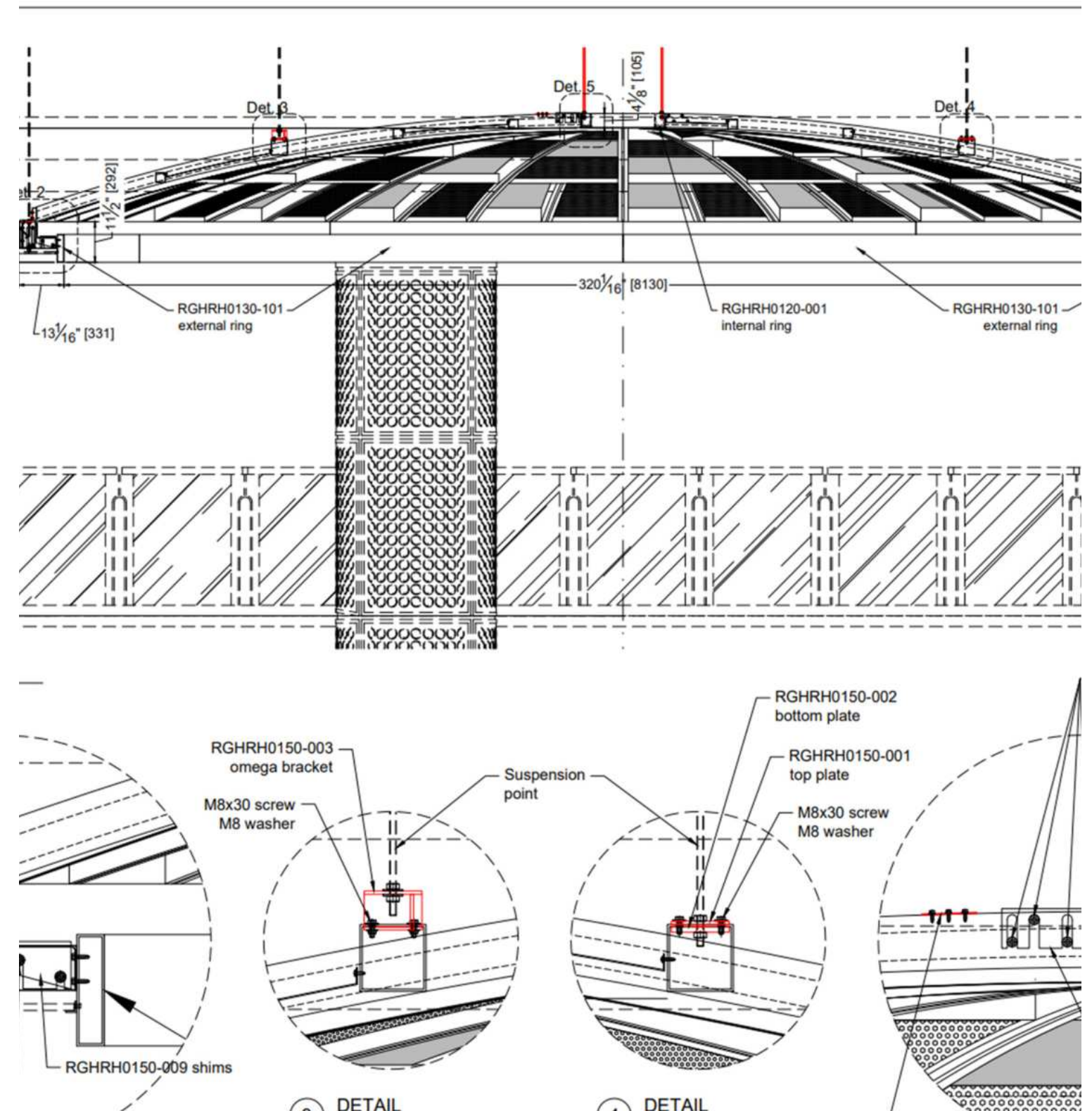


Asymmetrical Panels: Tackled the complexities of asymmetrical panel compositions.



Freestanding Structures: Engineered solutions for stable freestanding installations.

Graphics Integration: Successfully incorporated high-resolution graphics on both interior and exterior surfaces.

Durability Focus: Ensured the durability and ease of maintenance of large glass wall panels in high-traffic areas.



NEWARK AIRPORT: Strategic Solution Development



Engineered Railings: Created 8-foot-tall freestanding railings with curved gradient glass.

Veneer Prints: Applied high-resolution veneer prints on asymmetrical panels for bathroom installations.

Material Specifications: Lorem ipsum dolor sit amet, consectetur adipiscing elit.

Structural Supports: Designed complex structural steel plates and supports for frameless systems.



NEWARK AIRPORT: Implementation and Deployment

Gradient Railings: Added movement and flow with gradient railings.

Easy Installation: Designed pre-glazed railings for straightforward installation.

Durable Panels: Installed large glass wall panels ensuring durability and ease of cleaning.

Themed Installations: Created themed bathroom installations with wood grain exteriors and high-resolution graphic interiors.



NEWARK AIRPORT



NEWARK AIRPORT: NOTABLE ACHIEVEMENTS AND INNOVATIONS - TERMINAL A



Freestanding Railings: Created 8-foot-tall freestanding railings with curved gradient glass, providing privacy while maintaining an open aesthetic.

Custom Bathroom Installations: Developed high-resolution veneer prints for asymmetrical panels in themed bathrooms, enhancing the visual appeal.

Premier Check-In Lounges: Designed and installed 18-foot-tall freestanding walls, creating a sense of grandeur and maintaining architectural views.

Security Kiosks and Walls: Engineered prefabricated modules for security kiosks and 14-foot-tall freestanding security walls, ensuring safety and efficiency.


NEWARK AIRPORT: GALLERY - TERMINAL A



NEWARK AIRPORT: GALLERY - TERMINAL A



NEWARK AIRPORT: NOTABLE ACHIEVEMENTS AND INNOVATIONS - TERMINAL B



Custom Toilet Cubicles: Designed cubicles with security features, such as through-bolt connections and privacy indicators, ensuring durability and user safety.

Transom Glass Panels: Created custom transom glass to ensure visibility of strobe lights for emergency alerts while maintaining privacy.

Durable Cladding: Developed stainless steel cladding at the base of cubicles to protect against mops and cleaning chemicals.

Anti-Vandalism Hardware: Implemented security screws and hardware to prevent tampering and enhance the robustness of the installations.

Coved Base Extrusions: Used coved extrusions to prevent dirt and bacteria accumulation, enhancing hygiene in high-traffic areas.

NEWARK AIRPORT: TERMINAL B - GALLERY



NEWARK AIRPORT: SOLUTIONS


ARCHITECTURAL SYSTEMS & MATERIALS



Freestanding Railings: Used curved gradient glass and structural steel supports.



Bathroom Veneer: Employed high-resolution printed veneer and graphics for bathroom cubicles.



Glass Panels: Installed large glass wall panels with detailed corners and seams.



Check-In Walls: Designed 18-foot-tall freestanding walls with 1-inch thick glass.




Security Modules: Utilized prefabricated stainless steel and glass modules for security kiosks and custom structural steel plates for security walls.

LAGUARDIA AIRPORT



LAGUARDIA AIRPORT: Identifying Challenges




Curved Glass Panels: Navigating the complexities of fabricating and installing curved laminated glass panels.


Stringent Safety Standards: Meeting rigorous safety standards required for high-traffic public spaces.

Privacy vs. Transparency: Balancing privacy for TSA operations with the need for transparency and aesthetic appeal.

Precise Graphic Alignment: Ensuring the dot pattern on glass panels remains accurate and visually appealing despite curvature.



LAGUARDIA AIRPORT: Strategic Solution Development



Advanced Fabrication Techniques: Employed advanced techniques to produce curved laminated glass.

Detailed Engineering Plans: Developed comprehensive engineering plans to ensure each piece of glass fits perfectly within the structure.

Custom Graphics Solutions: Created methods for precise alignment of custom dot patterns on curved glass panels.

Material Selection: Utilized high-quality materials, including heat-soaked, tempered, and laminated glass for durability and safety.

LAGUARDIA AIRPORT: Implementation and Deployment


Precise Glass Installation: Successfully installed curved laminated glass panels with meticulous attention to alignment and pattern consistency.

Structural Cladding Integration: Used non-directional stainless steel for headers and folding walls, ensuring a seamless and durable integration with the glass panels.

Enhanced Durability: Ensured the installation's durability and safety by using heat-soaked, tempered, and laminated glass panels.

Modular Prefabrication: Employed modular prefabrication techniques to streamline the installation process and maintain high quality.


Efficient Deployment: Completed the project under tight schedules, minimizing disruptions and ensuring timely completion.



LAGUARDIA AIRPORT



LAGUARDIA AIRPORT: NOTABLE ACHIEVEMENTS AND INNOVATIONS - TERMINAL B




Curved Glass Panels: Successfully fabricated and installed curved laminated glass panels with complex dot patterns, ensuring visual continuity and aesthetic appeal.

City-Themed Graphics: Integrated New York State colors into the glass graphics, creating a city-themed design that enhances the terminal's visual identity.

Privacy and Transparency Balance: Engineered glass with the right opacity to provide privacy for TSA operations while maintaining an open and transparent ambiance.

High-Resolution Graphics: Utilized advanced printing techniques to achieve high-resolution graphics on both the first and third surfaces of the glass, ensuring clarity and durability.

LAGUARDIA AIRPORT: NOTABLE ACHIEVEMENTS AND INNOVATIONS - TERMINAL C



Central Hall Feature Wall: Engineered a 50-foot-tall feature wall with custom laminated glass, micro-line acid-etched surface, and modular prefabrication for efficient installation.


Movable Walls: Designed and installed movable glass walls for conference rooms, providing flexibility and space optimization.

Back-Painted Glass: Provided fluted, back-painted glass with a golden finish for aesthetic enhancement in lounges.



Custom Structural Solutions: Developed hooks and framing systems for safe and precise installation of large glass panels without suction cups.

Advanced Coordination: Ensured seamless integration of glass panels with existing architectural elements, maintaining design consistency and structural integrity.

LAGUARDIA AIRPORT: GALLERY



LAGUARDIA AIRPORT: GALLERY




LAGUARDIA AIRPORT: SOLUTIONS


ARCHITECTURAL SYSTEMS & MATERIALS




Structural Glass System: Utilized custom-fabricated laminated glass panels with precise curvature.



Enhanced Safety: Tempered and laminated glass suitable for high-traffic areas.



Custom Graphics



Gradient Glass: Used for glass walls, providing privacy and dynamic visual effects.



Custom Graphics: Applied dot patterns in New York State colors.



Performance Standards: Detailed engineering plans and extensive testing.

PHILADELPHIA AIRPORT



PHILADELPHIA AIRPORT: Identifying Challenges




Color Consistency and Transparency: Achieving a specific shade of blue while maintaining transparency and structural integrity.


Stainless Steel Wrapping: Ensuring stainless steel wraps did not affect the glass lamination.

High-Traffic Durability: Guaranteeing the durability of laminated glass panels in a high-traffic environment.

Precise Alignment: Managing precise alignment and attachment of segmented glass pieces.



PHILADELPHIA AIRPORT: Strategic Solution Development



Custom Fabrication Techniques: Developed unique methods for producing blue laminated glass.

Innovative Wrapping Solutions: Used double-faced tape for durable and clean stainless steel wrapping.

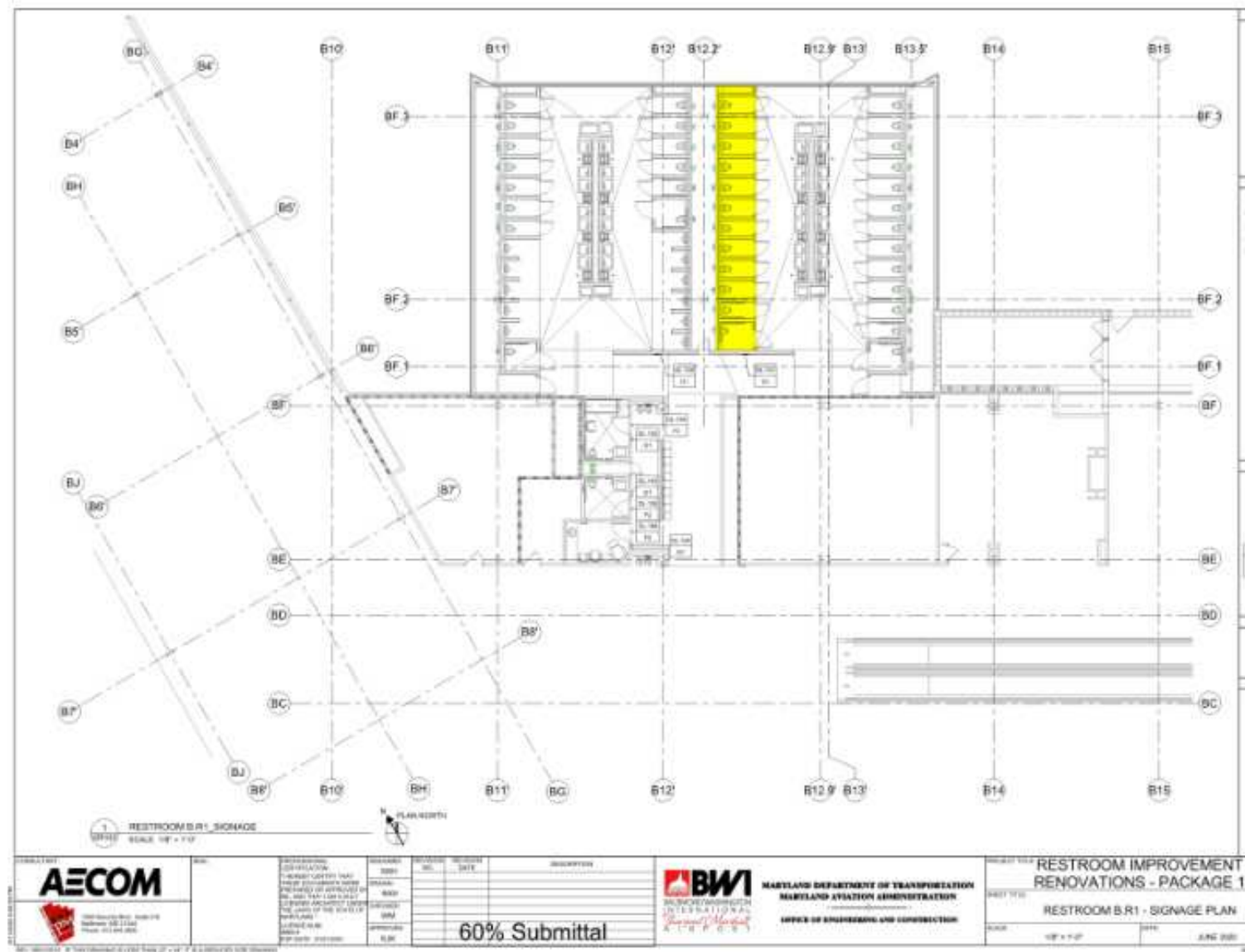
Detailed Engineering Plans: Created comprehensive plans and conducted extensive testing.

Seamless Design Implementation: Ensured precise alignment of glass segments and stainless steel wraps.

BWI THURGOOD MARSHALL AIRPORT



BWI: Identifying Challenges



Precise Fit and Finish: Ensuring the precise fit of laminated opaque glass with frosted tops.

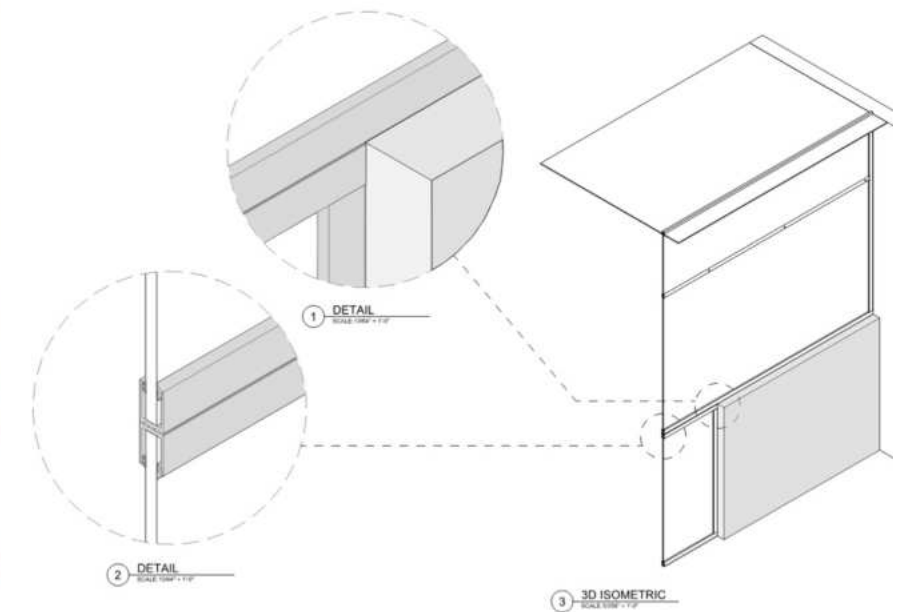

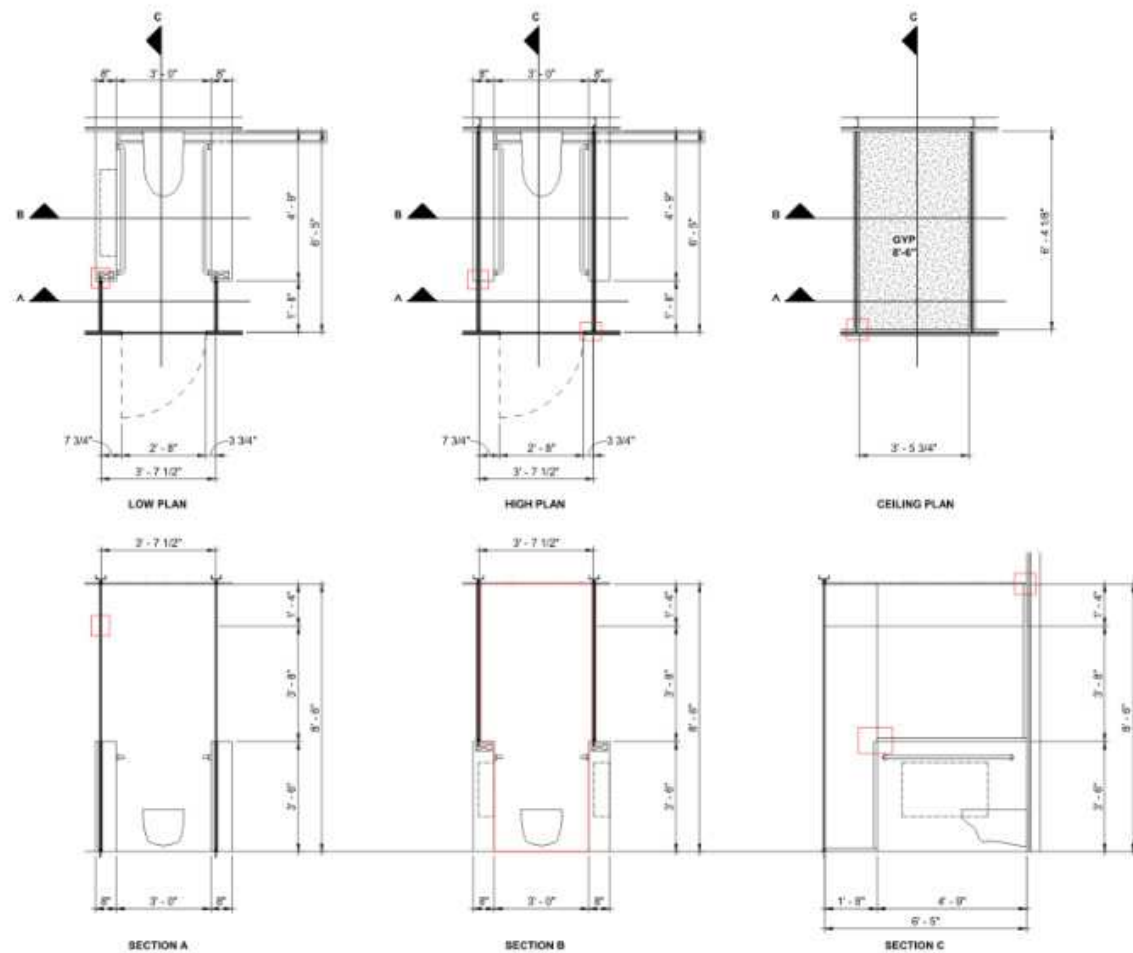
Advance Material Ordering: Ordering materials a year in advance based on detailed shop drawings.

Coordination with Trades: Close coordination with drywall and solid surface contractors.

Custom Fabrication: Fabricating around half-walls to integrate with the glass-SENCLOSE system.



BWI: Strategic Solution Development



Laminated Opaque Glass: Used to provide natural light and maintain privacy.

Advanced Planning: Detailed coordination to ensure perfect fit and timely installation.

GlassENCLOSE System: Full-height design with concealed hardware and continuous sightline dividers.

LED Occupancy Indicators: Enhanced functionality within the glassENCLOSE system.

Innovative Translucent Transom: Balancing visibility and privacy.

BWI: Implementation and Deployment

Full-Height GlassENCLOSE Systems: Installed with custom laminated opaque glass and frosted tops.

Back-Painted Glass at Sinks: Added color and vibrancy behind back-lit mirrors.

Seamless Integration: Achieved through strategic collaboration with drywall and solid surface contractors.

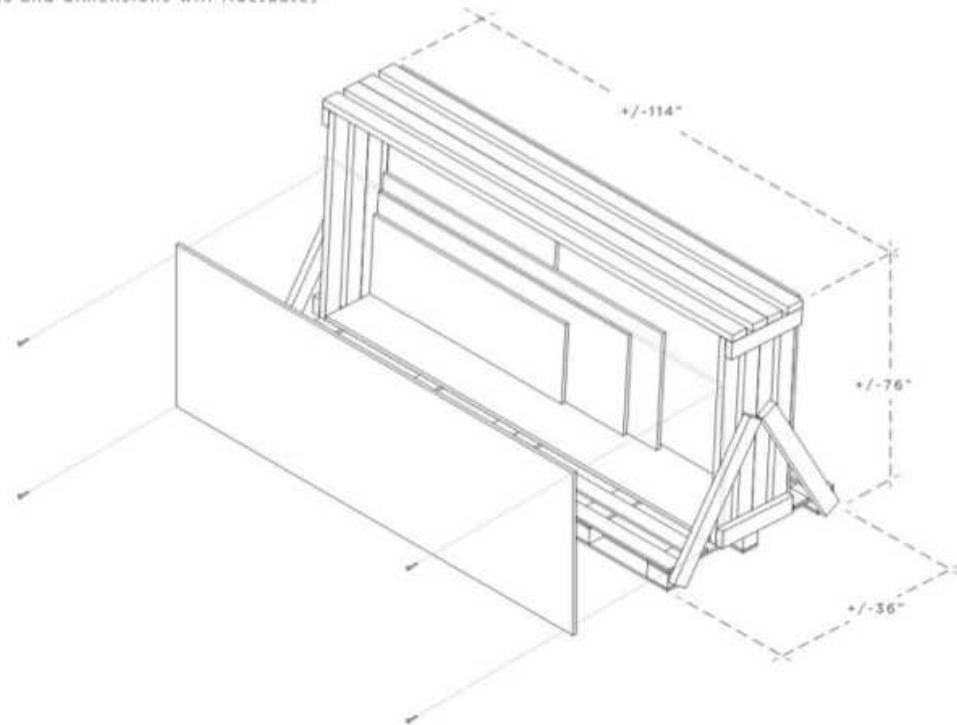
Translucent Transom: Provided visibility for emergency beacons while maintaining privacy.

CARVART

BWI: Kiosk - Shading System

CARVART 004

Typical crate construction and approximate dimensions.
(Crate contents and dimensions will fluctuate)



2021 © CARVART

INFO@CARVART.COM

015.075.0022



BWI THURGOOD MARSHALL AIRPORT



BWI: NOTABLE ACHIEVEMENTS AND INNOVATIONS

Now Boarding: Winner Of Cintas 2023 America's Best Restroom® Contest – BWI Thurgood Marshall Airport

"We're honored to be recognized by Cintas and contest voters for our commitment to providing a **positive passenger experience and outstanding facilities**," said Ricky Smith, Executive Director/CEO of BWI Thurgood Marshall Airport.



The project achieved notable success in several areas. CARVART's glassENCLOSE system was central to this achievement, offering a sleek design with full-height panels, concealed hardware, and continuous sightline dividers. The innovative use of custom laminated opaque glass with frosted tops allowed natural light into the stalls while maintaining privacy. The strategic placement of back-painted glass behind back-lit mirrors added vibrancy to the restroom areas. The translucent transom ensured visibility for emergency beacons, enhancing safety for the hearing impaired. This project was recognized by the CINTAS 2023 America's Best Restroom Contest, highlighting CARVART's commitment to cutting-edge designs and client satisfaction.

BWI: GALLERY

BWI : GALLERY



BWI: SOLUTIONS

ARCHITECTURAL SYSTEMS & MATERIALS



GlassENCLOSE System: Sleek, full-height design with concealed hardware and continuous sightline dividers.



Custom Laminated Opaque Glass: Used for divider walls, featuring frosted tops.



Back-Painted Glass: Installed at sinks behind back-lit mirrors.



LED Occupancy Indicators: Integrated into the glassENCLOSE system.



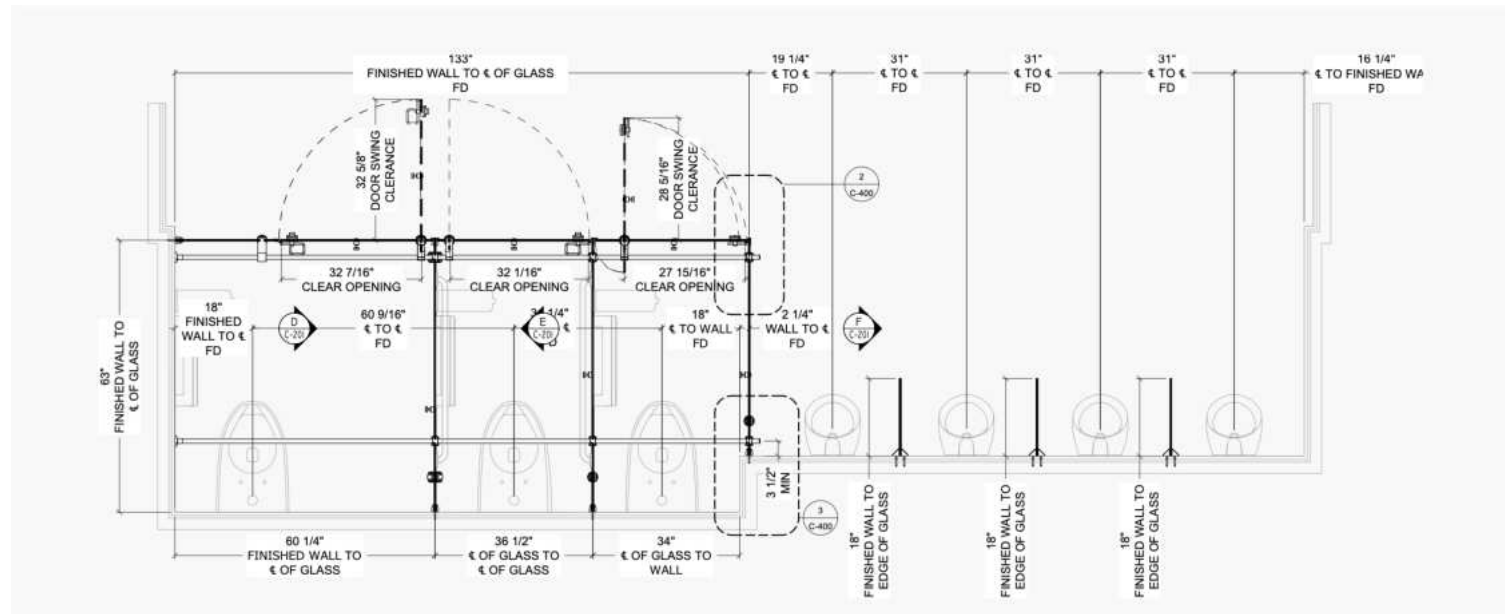
Translucent Transom: Ensured visibility for emergency beacons and maintained privacy.



GEORGE BUSH INTERCONTINENTAL




GEORGE BUSH INTERCONTINENTAL: Identifying Challenges




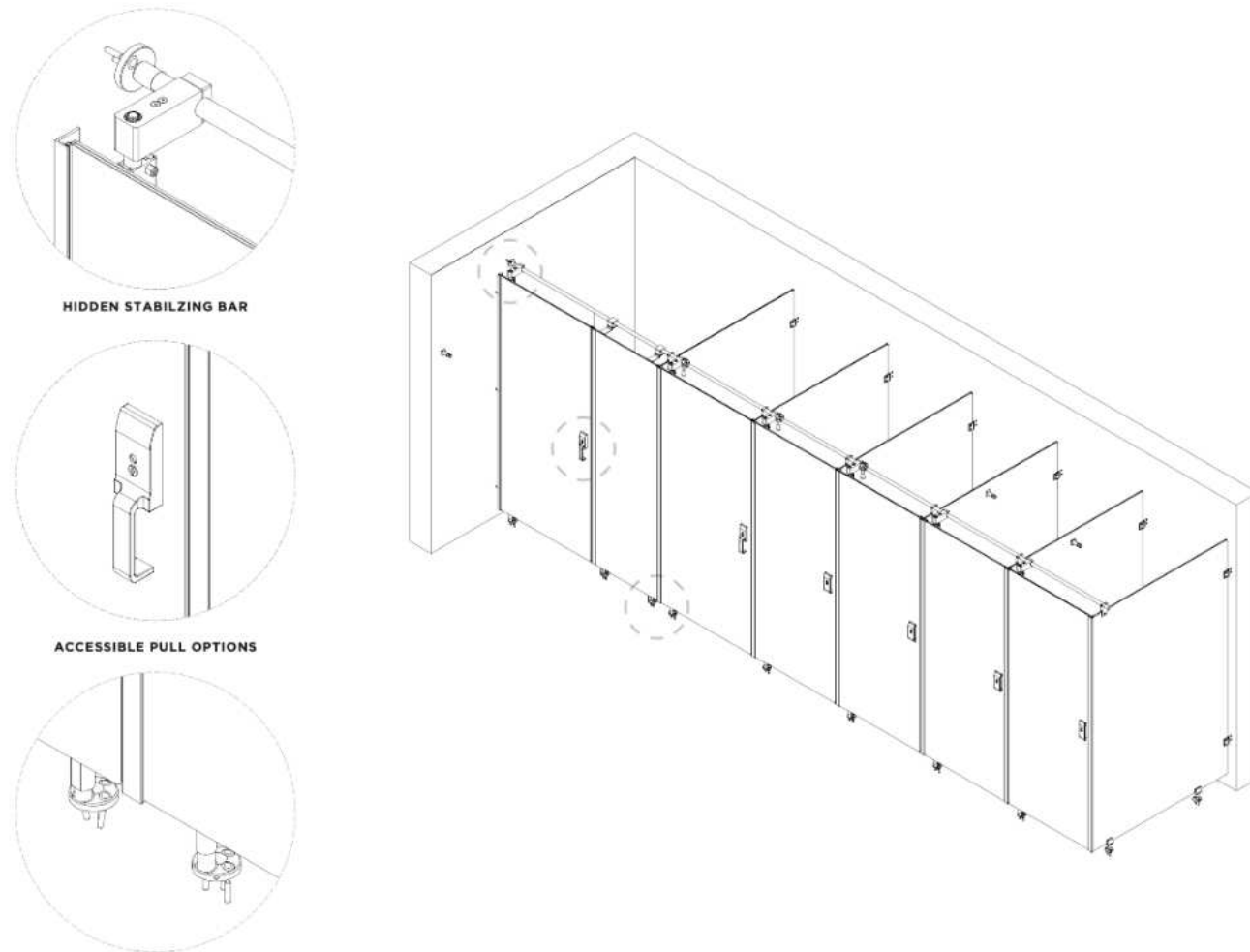
Modular Restroom Standard: Creating a modular restroom standard that combined flexibility, beauty, and uniqueness.

Accessory Attachment: Engineering a solution to securely attach accessories to glass cubicles.

High-Traffic Durability: Ensuring the restroom design could withstand high-traffic conditions.



GEORGE BUSH INTERCONTINENTAL: Strategic Solution Development



Countersunk Design: Developed to absorb the weight of mounted accessories.

GRAPHICglass and COLORglass: Used to add unique visual appeal to cubicles.

glassMIRRORS and glassPRIVACY SCREENS: Integrated for enhanced functionality and privacy.

Custom Engineering: Solutions tailored to meet the unique challenges of the project.

GEORGE BUSH INTERCONTINENTAL: Implementation and Deployment

glassBOX Cubicles: Installed with precision for a sleek and modern look.

Custom Accessories: Securely attached using the countersunk design.

Seamless Integration: Achieved through meticulous planning and execution.

Modern Restroom Environment: Created to enhance the customer experience.





GEORGE BUSH INTERCONTINENTAL



GEORGE BUSH INTERCONTINENTAL: GALLERY



GEORGE BUSH INTERCONTINENTAL: GALLERY



OCULUS CENTER



OCULUS CENTER: Identifying Challenges




Complex Glass Designs: Required precise engineering for custom laminated glass with complex curved designs.



Team Coordination: Necessitated coordination among multiple teams to align on design and technical specifications.

Tight Timeline: Involved a tight timeline, demanding efficient workflow and rapid problem-solving capabilities.

Durability and Aesthetics: Needed materials that were both aesthetically pleasing and durable for a high-traffic area.



OCULUS CENTER: Strategic Solution Development



CAD Modeling: Employed detailed CAD modeling to ensure precise measurements for all curved glass pieces.

Thorough Engineering: Conducted thorough engineering to plan and execute the installation of curved glass panels.

Collaborative Sessions: Organized collaborative sessions to finalize design elements and ensure consistent communication.

Enhanced Glass: Used custom laminated glass with post-polished edges for enhanced strength and visual appeal.


OCULUS CENTER: Implementation and Deployment

Fabrication: Fabricated laminated glass panels with special structural interlayers for added strength and safety.

Post-Polishing: Applied custom post-polishing techniques to all glass edges, ensuring a high-quality finish.

Logo Installation: Installed logos on multiple surfaces of the glass panels, meeting specific client requirements.


Advanced Techniques: Used advanced installation techniques to safely handle the curved and laminated glass panels.



OCULUS CENTER



OCULUS CENTER: GALLERY



OCULUS CENTER: GALLERY



OCULUS CENTER: SOLUTIONS

ARCHITECTURAL SYSTEMS & MATERIALS




Custom Curved Glass: The glass panels were curved to fit the unique architectural design of the Oculus.



Logos and Branding: Each glass panel featured logos on the outer and inner layers.



Post-Polished Edges: Smooth, polished edges for safety



Post-Polished Edges: Smooth, polished edges for safety



Steel Supports: Complex supports for frameless systems.




Laminated Glass Technology: Provided both safety and aesthetic appeal in high-traffic areas.

AMTRAK



AMTRAK: Identifying Challenges




High-Traffic Durability: Ensuring the durability and safety of glass installations in a busy public space.



Pattern Consistency: Achieving perfect alignment for the diamond patterns on the claddings.

Coordination with Construction: Coordinating the installation with other ongoing construction activities.

V-Groove Patterns: Creating precise V-groove patterns in the laminated glass panels.



AMTRAK: Strategic Solution Development



Advanced Fabrication Techniques: Developed techniques to achieve precise V-groove patterns for glass panels.

Custom Diamond Solutions: Engineered diamond-patterned glass claddings for aesthetic appeal.

Graphic Integration: Collaborated to integrate high-resolution graphics into glass walls.

Detailed Planning and Coordination: Streamlined installation process with detailed planning and coordination.



AMTRAK: Implementation and Deployment

Custom Glass Installation: Installed custom laminated glass panels with V-groove patterns and diamond-patterned claddings.

Pattern Alignment: Ensured perfect alignment of diamond patterns on claddings.

Minimized Disruption: Planned installation to minimize disruption to lounge operations.

Seamless Integration: Ensured seamless integration of glass elements within the lounge.



DEPARTURES					AMTRAK			DEPARTURES		
Time	No.	Departures	Destination	Status	Track					
3:00	2163	Acela	Washington	Now 3:03	15					
3:15	97	Silver Meteor	Miami	Boarding	14					
3:30	176	Northeast Regional	Boston	Now 3:57						
3:35	173	Northeast Regional	Washington	Now 3:38						
4:00	2166	Acela	Boston	On Time						
4:03	651	Keystone Service	Harrisburg	On Time						

Attention please. This is the last call for Amtrak Acela Train 2163 en route to Washington with intermediate stops. Passengers should proceed to Track 15.

3:04:05 pm MOYNIHAN TRAIN HALL Tue Jan 12



AMTRAK



AMTRAK: GALLERY




AMTRAK: SOLUTIONS


ARCHITECTURAL SYSTEMS & MATERIALS




Custom Laminated Glass Panels: Installed with diamond pattern V-grooving for enhanced visual appeal.



Durability in High-Traffic Areas: Glass installations designed to withstand heavy public use.



Advanced Glass Fabrication: Techniques developed for precise V-groove patterns in laminated panels.



Diamond-Patterned Column Claddings: Engineered for aesthetic appeal and perfect pattern alignment.



Integrated High-Resolution Graphics: Enhanced the visual impact of glass walls in the lounge.



Structural Glass Systems: Utilized tempered and laminated panels meeting high safety standards.

CHASE SAPPHIRE LOUNGE



CHASE SAPPHIRE LOUNGE: Identifying Challenges



Smooth Operation: Ensuring custom sliding doors operated seamlessly and aligned with the lounge's high-end design.

Safety Standards: Crafting half-round ribs from fire-rated gypsum to meet safety requirements.

Coordination with Airport Operations: Managing the installation of bespoke elements within an active airport environment.

Consistent Finishes: Maintaining consistency in custom veneer finishes across multiple elements.



CHASE SAPPHIRE LOUNGE: Strategic Solution Development



Advanced Fabrication Techniques: Developed techniques for seamless operation of custom sliding doors.

Custom Gypsum Ribs: Engineered half-round ribs from fire-rated gypsum for safety and elegance.

Precise Veneer Application: Collaborated to ensure consistent application of custom veneers.

Detailed Planning and Coordination: Streamlined installation process with detailed planning and coordination.


CHASE SAPPHIRE LOUNGE: Implementation and Deployment

Custom Element Installation: Installed custom sliding doors and half-round ribs with precise craftsmanship.

Smooth Operation: Ensured seamless operation and alignment of sliding doors.

Minimized Disruption: Planned installation to minimize disruption to airport operations.

Seamless Integration: Ensured seamless integration of custom elements within the lounge.



CHASE SAPPHIRE LOUNGE



CHASE SAPHIRE LOUNGE: GALLERY



CHASE SAPPHIRE LOUNGE: GALLERY



CHASE SAPPHIRE LOUNGE: SOLUTIONS

ARCHITECTURAL SYSTEMS & MATERIALS



Sliding Door Systems: Engineered for smooth operation and durability in high-traffic areas.



Performance Standards: Detailed engineering plans and extensive testing to meet all standards.



Custom Veneers: Adorned half-round ribs for a bespoke finish.



Fire-Rated Gypsum Ribs: Crafted for safety without compromising style.




Gypsum Ribs: Custom fabricated and veneered for aesthetic appeal and safety.



UNITED LOUNGE: NEWARK



UNITED LOUNGE: Identifying Challenges




High-Traffic Durability: Ensuring the durability and safety of glass installations in a busy public space.

Precise Specifications: Achieving precise design specifications for custom laminated glass panels.

Coordination with Airport Operations: Managing the installation of bespoke elements within an active airport environment.

Aesthetic Integration: Integrating aesthetic elements without compromising safety and functionality.



UNITED LOUNGE: Strategic Solution Development



Advanced Fabrication Techniques: Developed techniques to achieve precise specifications for glass panels.

Custom Freestanding Solutions: Engineered freestanding glass partitions for aesthetic appeal and functionality.

Seamless Integration: Collaborated closely to ensure seamless integration of all elements.

Detailed Planning and Coordination: Streamlined installation process with detailed planning and coordination.


UNITED LOUNGE: Implementation and Deployment

Custom Glass Installation: Installed custom laminated glass panels and freestanding partitions.

Functional Division: Created sophisticated space divisions within the lounge.

Minimized Disruption: Planned installation to minimize disruption to lounge operations.

Seamless Integration: Ensured seamless integration of custom elements within the lounge.




UNITED LOUNGE



UNITED LOUNGE: GALLERY



DC CONVENTION CENTER



DC CONVENTION CENTER: Identifying Challenges




Oversized, Flush Curtain Walls: Achieving the design requirements for large, flush curtain walls.


12-14ft Movable Walls: Developing custom systems for tall movable walls.

Design Constraints: Navigating structural and flush design considerations.

Standard Solutions Limitation: Overcoming the limitations of standard solutions for unique project needs.



DC CONVENTION CENTER: Strategic Solution Development



glassSTACKWALL Systems: Provided flexibility and superior acoustic performance.

Custom Gradient Solutions: Engineered gradient glass railings for privacy and aesthetic appeal.

Graphic Integration: Collaborated to integrate high-resolution graphics into glass walls.

Detailed Planning and Coordination: Streamlined installation process with detailed planning and coordination.


DC CONVENTION CENTER: Implementation and Deployment

Full-Height Glass Curtain Walls: Installed using oversized glassXL panels.


Natural Daylight Integration: Created an ethereal visual effect with custom red structural glass.

Minimized Disruption: Planned installation to minimize disruption to convention center operations.


Seamless Integration: Ensured seamless integration of glass elements within the kiosks.



DC CONVENTION CENTER



DC CONVENTION CENTER: GALLERY



DC CONVENTION CENTER: SOLUTIONS

ARCHITECTURAL SYSTEMS & MATERIALS



glassSTACKWALL Systems: Offering flexibility and openness with sliding glass panels.



glassPORTAL System: Featuring striking red laminated glass and concealed hardware.



glassXL Panels: Full-height, over-sized structural glass for curtain wall façades.



metalWALLCLAD Panels: Providing a durable and cohesive finish for interior and exterior surfaces.



Fully Automated Door Actuators: Ensuring seamless access and enhancing visitor experience.



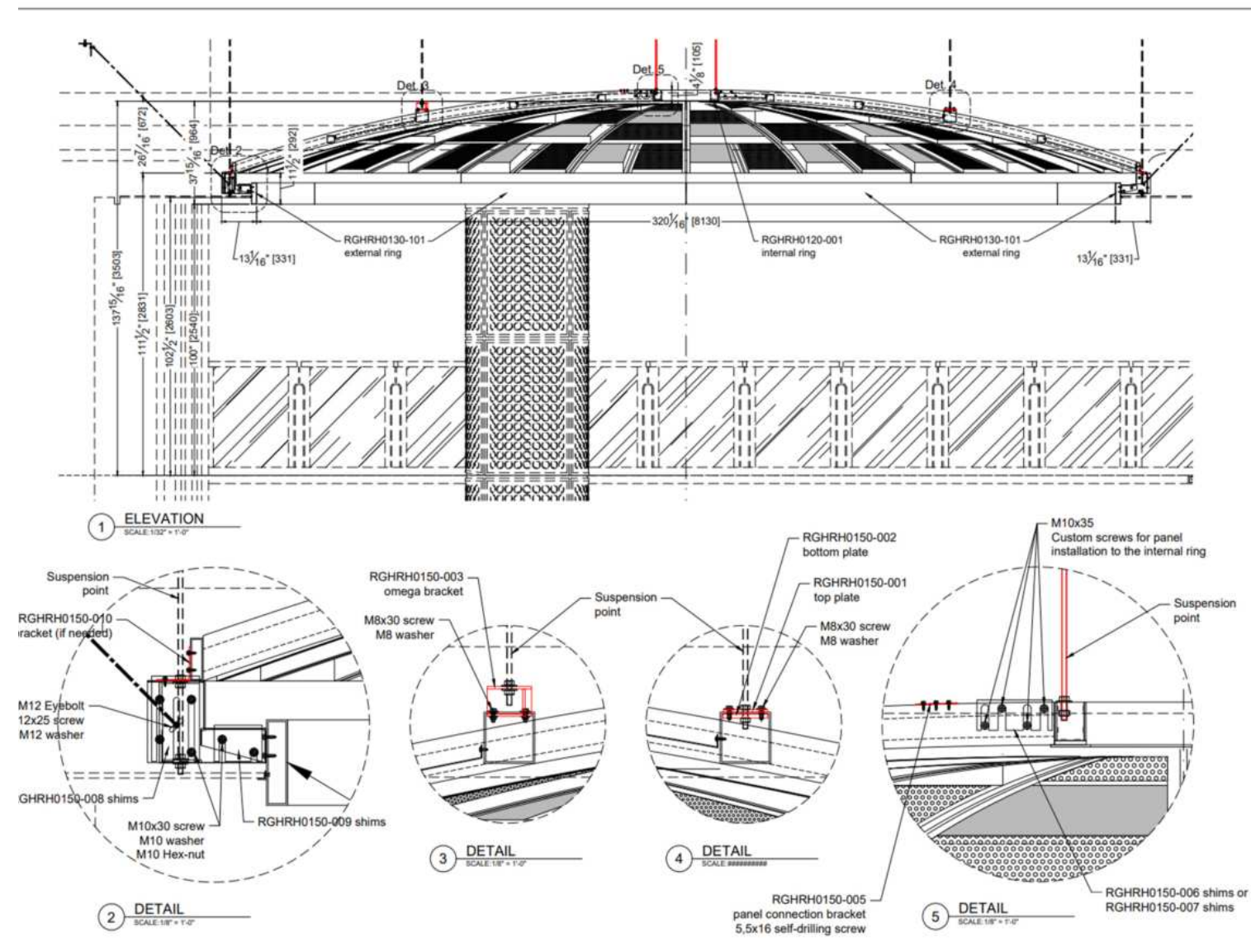
Unprecedented Movable and Laminated Glass Walls: Featuring 18' tall movable walls and 25' tall red laminated glass panels at the back of the kiosks, hanging over the convention center.

HOSPITALITY

HARD ROCK HOTEL



HARD ROCK HOTEL: Identifying Challenges




Dome Design Challenge: Architecturally sound, stunning, and sustainable.

Cost-Effective Construction: Sought affordable solutions for dome construction.

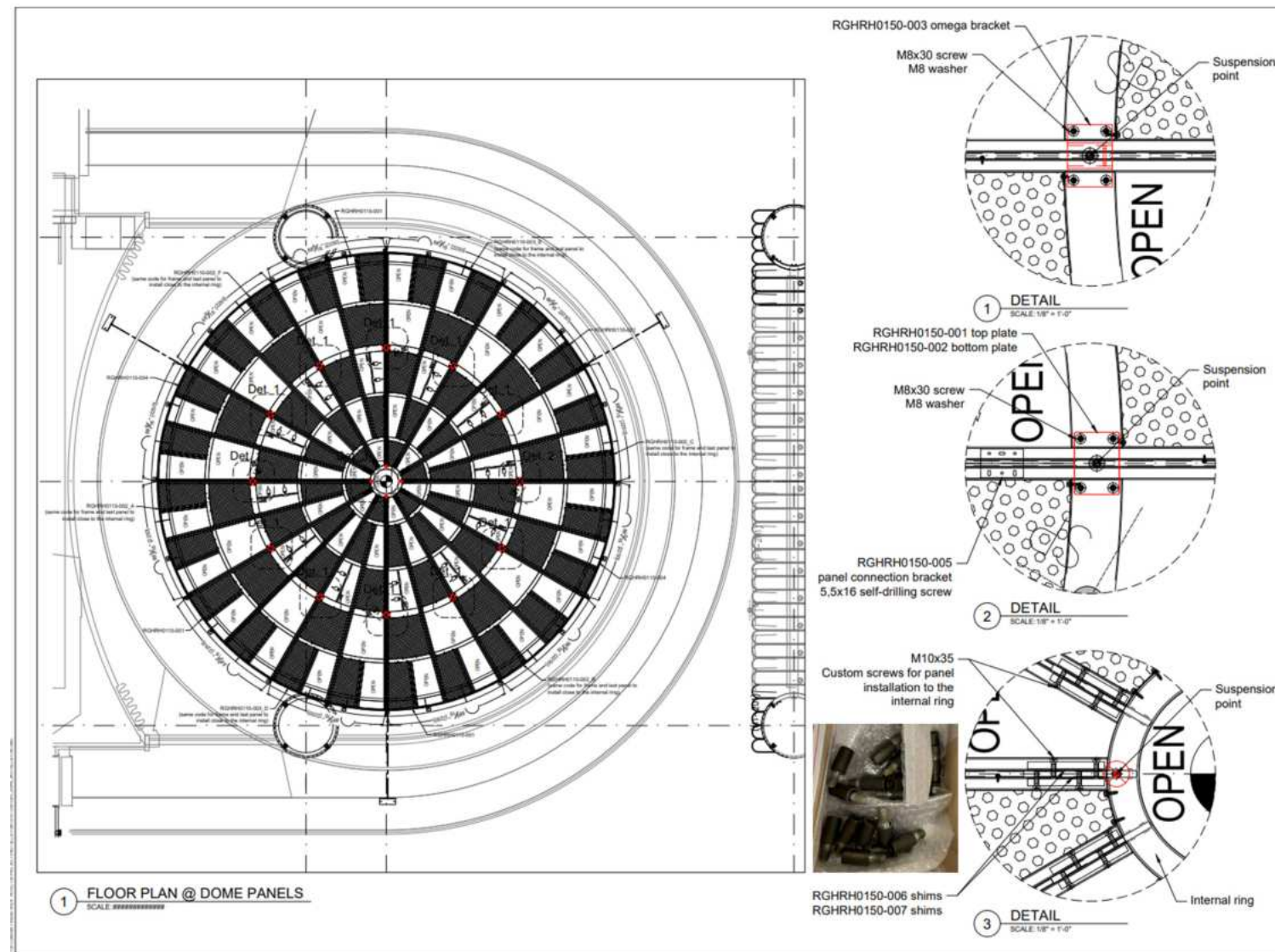
Material Specifications: Initial design specified brass or bronze.

Material Limitations: Brass/Bronze proved too heavy and expensive.

Structural Concerns: Challenges with elevated placement, 30-40 feet high.



HARD ROCK HOTEL: Strategic Solution Development



Creative Reimagining: Used alternative materials.

Use of Aluminum: Aluminum with metal plating proposed.

Cost-Effectiveness: Brass/bronze look, lower cost.

Reduced Weight: Lighter structure with alternatives.

Longevity and Maintenance: Ensured durability, easier upkeep.

Aesthetic Consideration: Metal plating mimics oxidized look.

HARD ROCK HOTEL: Implementation and Deployment

Engineering Precision: Utilized CAD to design, troubleshoot onsite challenges.

Custom Cable Solution: Plated stainless steel cables for design needs.


Engineered Support Slabs: Precisely tensioned to anchor dome securely.

Efficient Prefabrication in Italy: Dome segmented like pizza slices for easy transport.



Modular Design Philosophy: Ensured seamless installation and structural integrity.




HARD ROCK HOTEL



HARD ROCK HOTEL: GALLERY



HARD ROCK HOTEL: NOTABLE ACHIEVEMENTS AND INNOVATIONS



Aesthetic Integration: Cables plated to mimic brass, enhancing visual appeal.

Innovative Material Use: Stainless steel chosen for durability, cost-effectiveness.

Custom Engineering: Cables engineered to meet specific aesthetic requirements.

Key Achievement: Overcame size and material limitations creatively.

HARD ROCK HOTEL: SOLUTIONS

ARCHITECTURAL SYSTEMS



Prefabricated Dome System: constructed from aluminum with a metal plating finish, providing a lightweight yet visually impactful structure.



Innovative Mirror Panel System: Oversized curved mirrors engineered to be seamlessly integrated with invisible attachments.



Lightweight Structural Support System: Engineered lightweight supports for dome installations at significant heights.




Custom Cable Wall System: Pre-engineered steel cables, plated and installed for stability and aesthetic appeal.

MATERIALS




MESH PANELS



PERFORATED BRASS PANELS

MATERIAL FINISHES



Aluminum



Brass




Bronze




Stainless Steel

FOUR SEASONS HOTEL



FOUR SEASONS HOTEL: Identifying Challenges




Large Panel Installation: Challenges in handling oversized glass panels.

Aesthetic Integration: Ensure compatibility with existing decor.




Material Durability: Select materials for high lobby traffic.

Design Cohesion: Maintain Four Seasons' iconic style.

Technical Specifications: Adhere to precise glass and metallic specs.



FOUR SEASONS HOTEL: Strategic Solution Development



Custom Design Solutions: Tailored glassMETALLIC panels for specific dimensions.

Material Selection: High-end, durable materials enhance luxury.

Collaborative Design Process: Partnered with architects for design fidelity.

Advanced Fabrication Techniques: State-of-the-art technology for glass precision.

Aesthetic Focus: Sophisticated metallic finishes elevate ambiance.

FOUR SEASONS HOTEL: Implementation and Deployment


Precision Installation: Skilled technicians install large panels.

Quality Assurance: Rigorous checks ensure durability, finish standards.

Collaborative Execution: Seamless coordination with hotel management, construction teams.

On-Site Adjustments: Modifications during installation for perfect alignment.


Final Aesthetics Integration: Match installation with Four Seasons luxury standards.




FOUR SEASONS HOTEL



FOUR SEASONS HOTEL: GALLERY




FOUR SEASONS HOTEL: GALLERY



FOUR SEASONS HOTEL: SOLUTIONS

ARCHITECTURAL SYSTEMS



Custom Design Solutions: Tailored glassMETALLIC panels for specific dimensions.

MATERIALS



glassMETALLIC panels

MATERIAL FINISHES

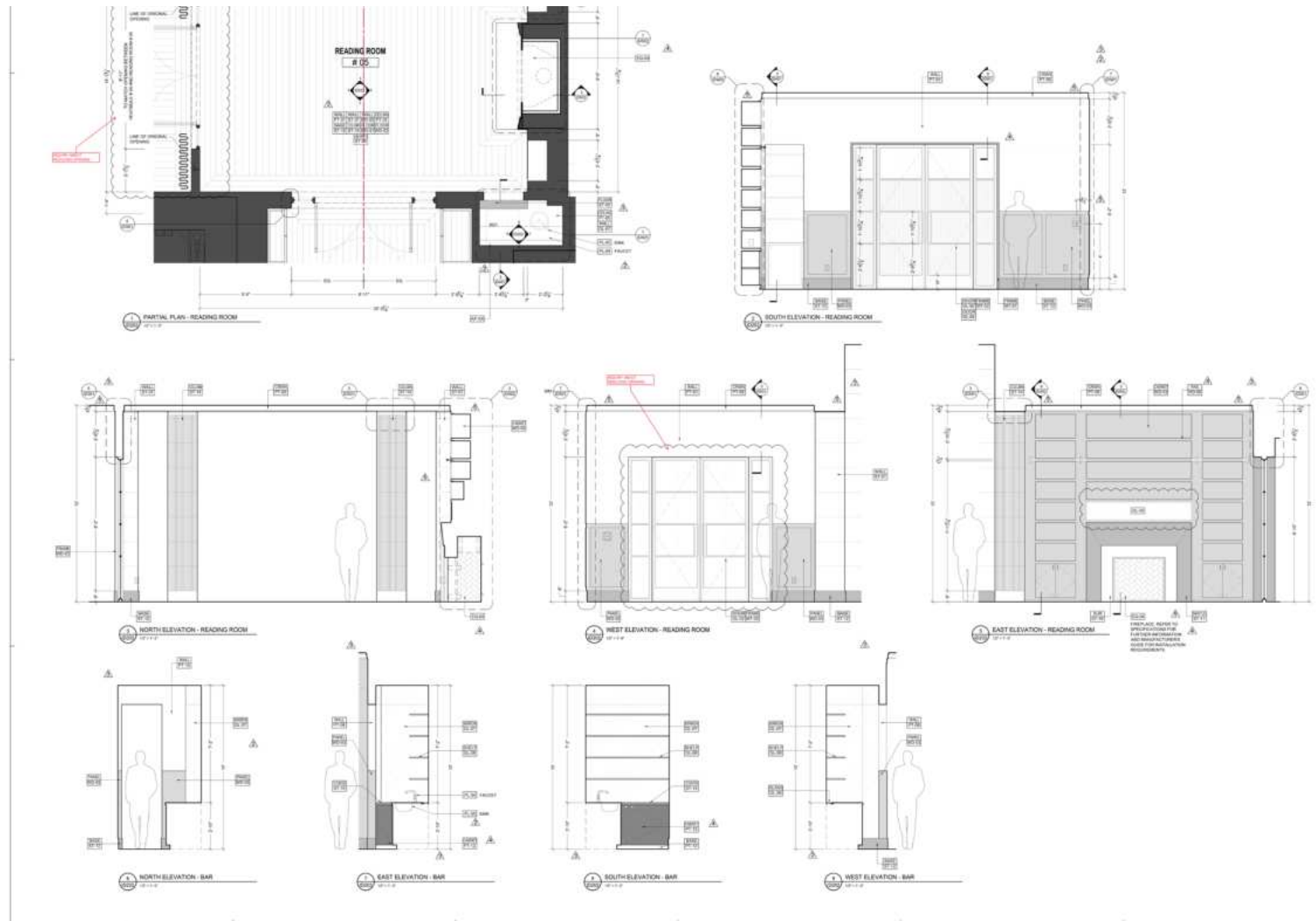


Bronze

25 PARK ROW



25 PARK ROW: Identifying Challenges




Elevated Aesthetic Expectations: High-end design essential for luxury spaces.

Durable Material Requirements: Materials must endure frequent use in communal areas.



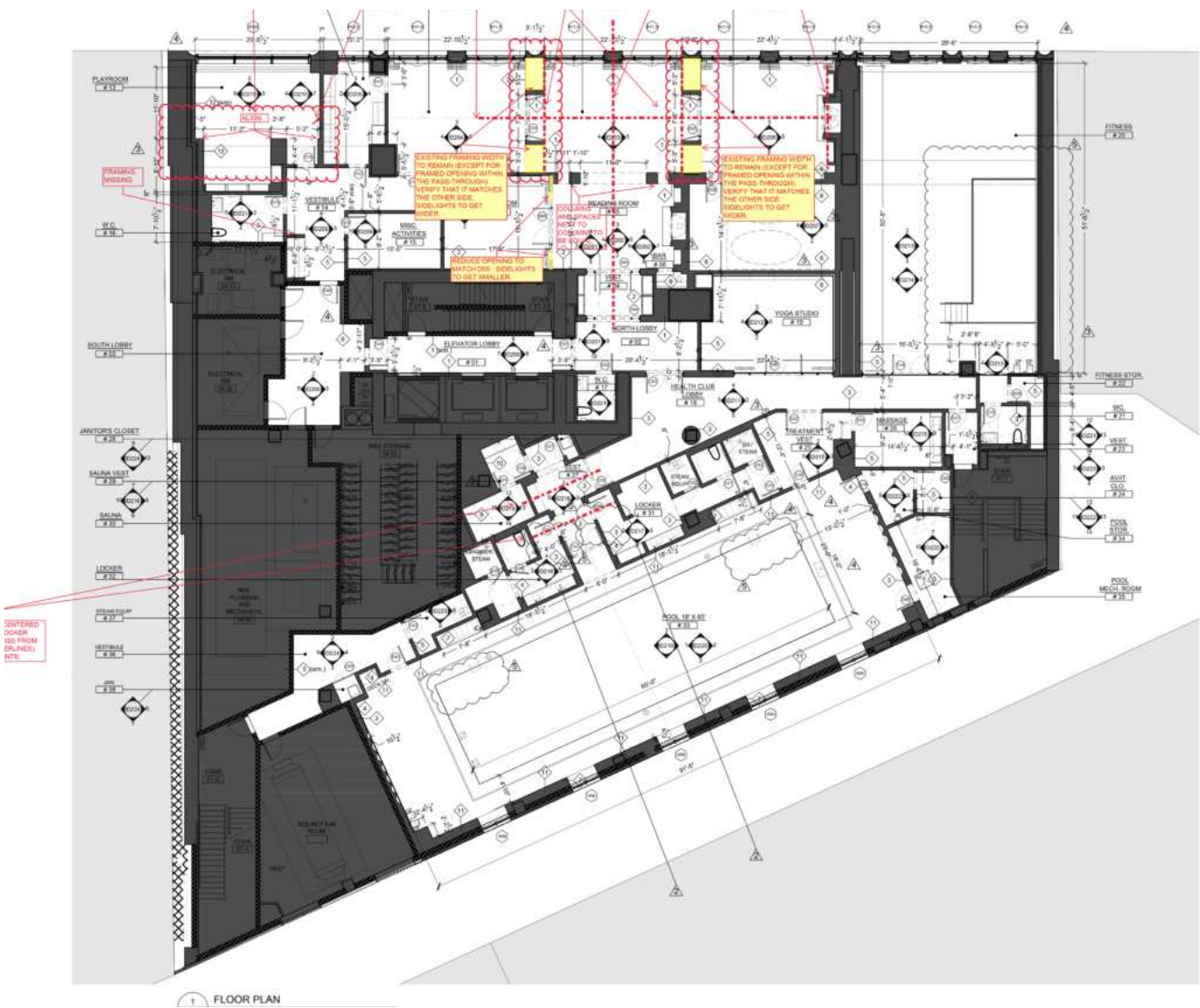
Integrated Functional Design: Seamless style and utility blend needed for pool, gym.

Architectural Cohesion: Consistent luxury aesthetic required across communal spaces.

Installation Precision: Exact alignment crucial for lighting and door installations.



25 PARK ROW: Strategic Solution Development



Luxury Material Selection: Premium materials chosen for communal and wet areas.

Design Unification: Architectural themes ensured to flow seamlessly throughout.

Custom Light Solutions: Unique lighting installations developed for pool area.

Advanced Fabrication Techniques: Cutting-edge manufacturing utilized for durable features.

Collaborative Design Process: Worked closely with architects to maintain integrity.

25 PARK ROW: Implementation and Deployment


Precise Installation Execution: Carefully installed doors, light boxes in pool, gym areas.

Quality Assurance: Rigorous testing conducted on materials in high-traffic areas.

Coordinated Installation Schedule: Timelines managed to minimize disruption to residents.

Detail-Oriented Finishings: Focus on fine details to elevate luxury communal spaces.



Post-Installation Review: High standards confirmed through thorough assessments.



25 PARK ROW



25 PARK ROW: GALLERY



25 PARK ROW: GALLERY



25 PARK ROW: SOLUTIONS

ARCHITECTURAL SYSTEMS



Luconi Slim Doors: Tailored for American market standards.



Antique Mirrors: Employed in swimming areas and gyms.

MATERIALS




Elevator Portals: Glass enhancements in transit areas.



Mesh

MATERIAL FINISHES



Aluminum



Stainless Steel



Large Light Boxes: Integrated LEDs illuminate pool areas.



Residential Bath

EQUINOX HOTEL



EQUINOX HOTEL: Identifying Challenges



Intricate Design Collaboration: Teamed with Rockwell Design Group on details.

Tight Schedule Fulfillment: Components measured, made, installed in three months.

Multi-Trade Coordination: Managed electrical, lighting, and more trades.

High-End Material Use: Ensured custom materials matched design vision.

Complex Installations: Utilized lifts and scaffolding for large pieces.



EQUINOX HOTEL: Strategic Solution Development



Unique Architectural Features: Created glass walls and metal mesh enclosures.

Custom Fabrication: Fireplace enclosures, movable walls tailor-made.

Supplier Collaboration: Worked with top-tier suppliers for quality consistency.

Efficient Management: Streamlined operations with Tishman and Rockwell.

Advanced Engineering: Utilized cutting-edge techniques for complex setups.

EQUINOX HOTEL: Implementation and Deployment

Precision Installation: Extensively installed glass and metal with accuracy.

Rigorous Quality Control: High standards maintained for all materials.

Team Coordination: Ensured seamless collaboration across all project entities.

On-Schedule Completion: Met tight deadlines without quality sacrifice.

Design Functionality Balance: Merged functional needs with high-end aesthetics.



EQUINOX HOTEL



EQUINOX HOTEL: GALLERY



EQUINOX HOTEL: GALLERY



BACCARAT HOTEL



BACCARAT HOTEL: Identifying Challenges



Budget Constraints: Cost-effective solutions essential for hospitality.


Material Durability: Required materials to withstand frequent use.

Aesthetic Requirements: High-end, luxurious designs mandatory.



Dual Finish Metals: Needed both polished and brushed surfaces.

Invisible Attachments: Mirrors required hidden fixings for luxury.

Product Development: Innovative solutions for mirror attachments needed.



BACCARAT HOTEL: Strategic Solution Development



Innovative Solutions: Developed new attachment methods with 3M.

Luxury Emphasis: Focused on high-end, sophisticated material feel.

Custom Metalwork: Created dual-finish metal fins for depth.

Mirror Attachment Tech: Collaborated with 3M on new techniques.

Seamless Integration: Ensured mirrors attached without visible seams.

BACCARAT HOTEL: Implementation and Deployment

Structural Solutions: Developed secure, innovative products for attachments.

Comprehensive Installation: Ensured seamless aesthetic and functional integration.



Technical Coordination: Integrated complex metalworks flawlessly.

Innovative Fabrication Techniques: Employed in kitchens and decorative elements.


Structurally Sound Installations: Focused on secure, elegant setups.

Detail-Oriented Execution: Maintained high-end finishes across all fixtures.




Unified Design Execution: Worked closely with multiple design teams for cohesion.





BACCARAT HOTEL



BACCARAT HOTEL: GALLERY



BACCARAT HOTEL ROOMS: GALLERY



BACCARAT HOTEL: GALLERY



BACCARAT HOTEL: SOLUTIONS

ARCHITECTURAL SYSTEMS



Invisible Mirror Attachments: Luxury mirrors installed with hidden fixtures.



Dual-Finish Metal Fins: Provided visual depth with polished and brushed surfaces.



Fabric Laminated Mirrors: Enhanced luxury with innovative fabrication.



Seamless Structural Products: Developed for secure, elegant installations.


MATERIALS



Durable Luxury Materials: Chosen for frequent use and aesthetic appeal.



MATERIAL FINISHES



Aluminum



Brass




Bronze

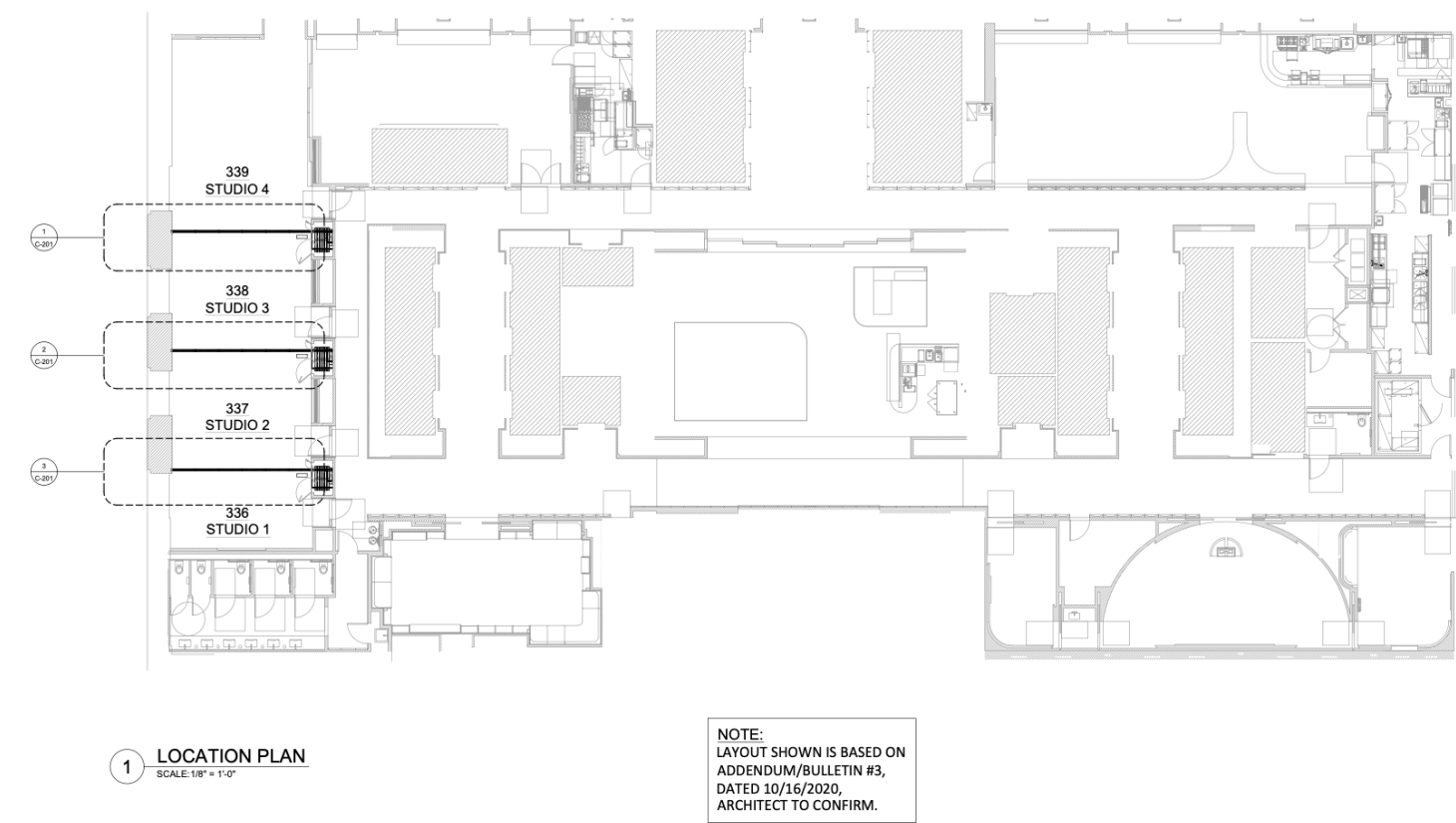


Stainless Steel

550 MADISON



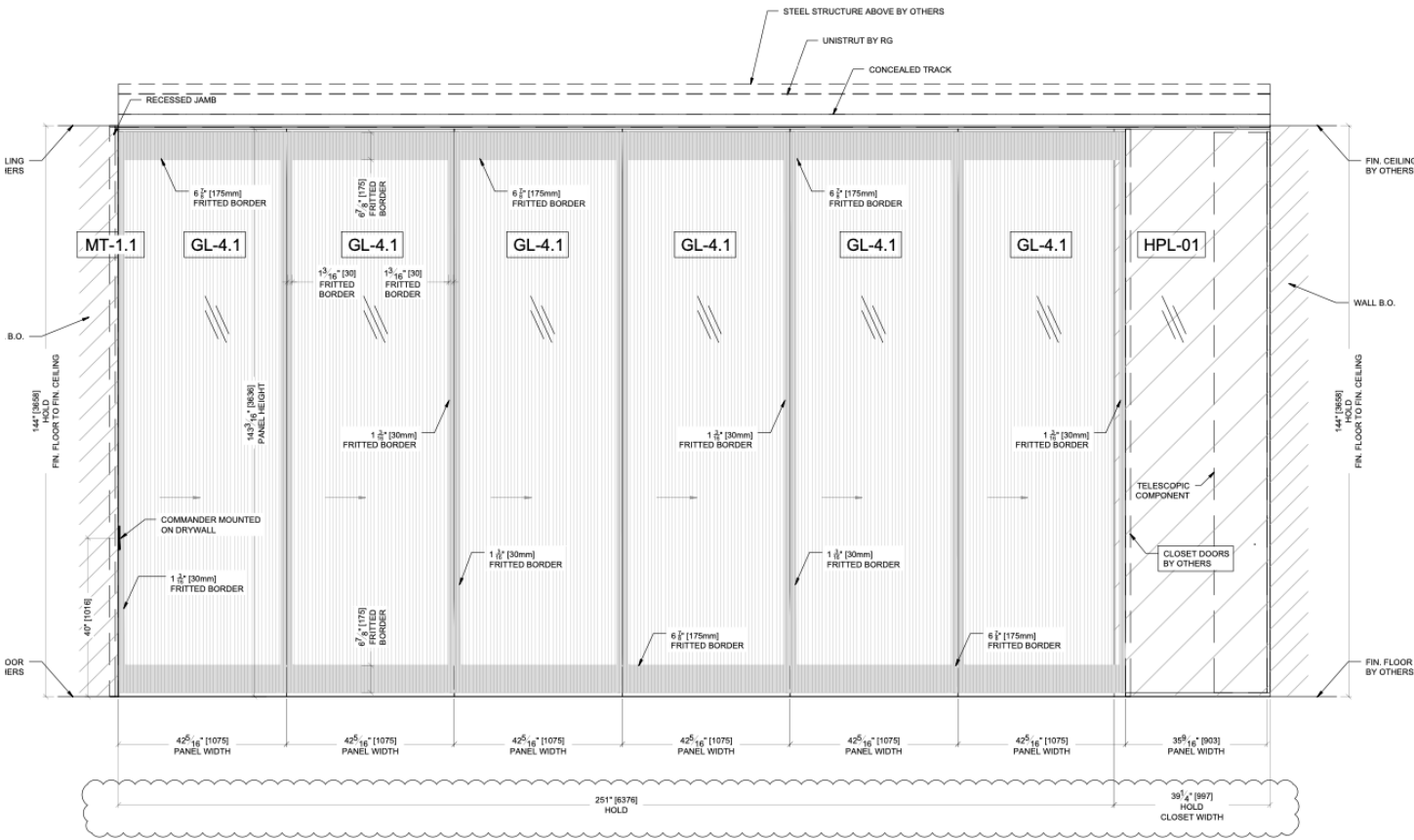
550 MADISON: Identifying Challenges



- Architectural Integration:** Modern designs meet historic architecture.
- Aesthetic Enhancement:** Elevating aesthetics with high-end materials.
- Functional Requirements:** Privacy and openness balanced effectively.
- Material Durability:** Durable materials for luxury settings.
- Design Consistency:** Cohesive aesthetic throughout the project.



550 MADISON: Strategic Solution Development



TYPICAL ELEVATION
SCALE: 3/4\"/>



Innovative Glass Solutions: GlassSTACKWALL for elegance and privacy.

Custom Bronze Doors: Hand-finished doors blend with classic architecture.

Enhanced Entryways: GlassDOOR systems with bronze mesh.

Luxury Cladding: Extensive brushed bronze enhances luxury.

Artistic Accents: Fluted glass and bronze transform Club Level.

550 MADISON: Implementation and Deployment



Precision Installation: Custom doors and cladding meticulously installed.

Quality Assurance: High craftsmanship standards maintained.

Seamless Functionality: Functional excellence in moving systems.

Light and Privacy Management: Balanced light with strategic glass/mesh placement.





Unified Aesthetic Appeal: Consistent visual theme enhances grandeur.





550 MADISON



550 MADISON: GALLERY



550 MADISON: GALLERY



550 MADISON: SOLUTIONS

ARCHITECTURAL SYSTEMS




Hand-Finished Brushed Bronze: Used in doors, cladding, accents.



Custom Bronze Mesh Panels: Applied in doors and walls for aesthetics.

MATERIALS



Decorative Mesh: Enhances continuity and sophistication.




Fluted Glass: Adds elegance and depth visually.



High-Quality Glass: Employed in STACKWALL and Telescopic systems.

MATERIAL FINISHES



Aluminum



Brass



Bronze



Stainless Steel

HARBOUR CLUB



HARBOUR CLUB: Identifying Challenges



Architectural Integration: Full interior fit-out in a retrofitted Miami building with distinct restaurant concepts. a'Riva (main dining), the Palm Room (speakeasy), and Nikai (members' bar).

Aesthetic Enhancement: Retro-Miami-inspired finishes required high customization across all spaces.


Functional Requirements: Bars and partitions needed to balance decorative impact with daily operational use.

Material Innovation: Visual intent had to be preserved while substituting materials to meet tight budgets.

Design Coordination: Limited construction documents required translating renderings into buildable solutions.



HARBOUR CLUB: Strategic Solution Development



Modular Bar Assemblies: Prefinished bar systems assembled on-site reduced cost, time, and labor.

Decorative Glass & Metal: Custom glass columns, mirrors, and baffles enhanced vertical and spatial impact.

Faux-Bronze Finishes: Stainless steel with hand-applied coatings replaced solid bronze seamlessly.

Material Substitution: Alabaster, engineered stone, and veneers reduced weight and cost with high aesthetics.

Collaborative Execution: Coordinated closely with Yodezeen and ownership to ensure design intent was met.


HARBOUR CLUB: Implementation and Deployment

Precision Preassembly: Factory-built bars test-fitted and finished before seamless on-site installation.

Field Modifications: On-site adjustments ensured proper alignment of joints and scalloped details.

Budget-Conscious Craftsmanship: Value-engineered materials delivered design integrity within cost limits.

Unified Visual Language: Consistent finishes and material tones maintained harmony across three venues.



HARBOUR CLUB



HARBOUR CLUB: GALLERY



HARBOUR CLUB: GALLERY



BROOKLYN MUSEUM



BROOKLYN MUSEUM: Identifying Challenges




Historic Preservation: Design had to respect and preserve the museum's original architecture and skylight.

Functional Requirements: Space needed to convert into a modern event venue with high structural integrity.

UV Protection Needs: Underlying galleries required complete UV blockage from natural light above.

Aesthetic Integration: New flooring had to visually mimic the original terrazzo and glass appearance.

Performance Standards: System needed to meet safety specs including load, slip resistance, and impact testing.



BROOKLYN MUSEUM: Strategic Solution Development



Engineered Glass Flooring: Anti-slip, triple-laminated glass floor panels with integrated safety features.

Stainless Steel Substructure: Custom stainless framing designed to support heavy loads for event use.

UV-Blocking Interlayer: Proprietary interlayer technology blocks 99.9% of UV rays to protect artwork below.

Translucent Diffusion: Glass designed for subtle shadow play while concealing sensitive skylight elements.

Historic Design Match: Flooring system mimics the original look while meeting modern technical demands.


BROOKLYN MUSEUM: Implementation and Deployment

Designed, Engineered, Fabricated: Full system conceived and built by CARVART for performance and beauty.

Precision Fabrication: Custom fitment ensured seamless integration with existing architecture.

On-Site Coordination: Installation required careful handling around preserved museum elements.


Proven Performance: Drop-tested and slip-rated for active event use in a public cultural venue.



BROOKLYN MUSEUM



BROOKLYN MUSEUM: GALLERY



GATEWAY CENTER



GATEWAY CENTER: Identifying Challenges




Architectural Integration: Bridge had to appear visually floating while supporting full structural loads.

Spatial Constraints: Limited space called for minimal visual obstruction and no horizontal steel beams.


Structural Requirements: System needed to meet public occupancy codes for live loads and safety.

Design Clarity: Seamless appearance was critical, with glass-to-glass edges and hidden support systems.

Durability Demands: High foot traffic required a robust and resilient glass solution.



GATEWAY CENTER: Strategic Solution Development



Floating Glass Bridge: Four-ply, two-inch structural laminated glass designed without horizontal beams.

Precision Edge Work: Seamless edges connect glass panels for uninterrupted visual continuity.

High-Load Glass Assembly: Engineered to withstand foot traffic and code-required structural performance.

Integrated GlassRAILINGS: Custom glassRAIL systems provide strength and safety with minimal visual weight.

Minimal Framing Design: Eliminated excess support structure to maintain architectural openness.

GATEWAY CENTER: Implementation and Deployment

Fully Engineered Glass System: Laminated structural glass bridge designed and executed by CARVART.

Structural Independence: Bridge functions without supplemental steel framing or vertical interruptions.

Field-Driven Precision: Installation required tight tolerances and meticulous coordination onsite.


Design Meets Code: Delivered both visual transparency and public space code compliance.




GATEWAY CENTER



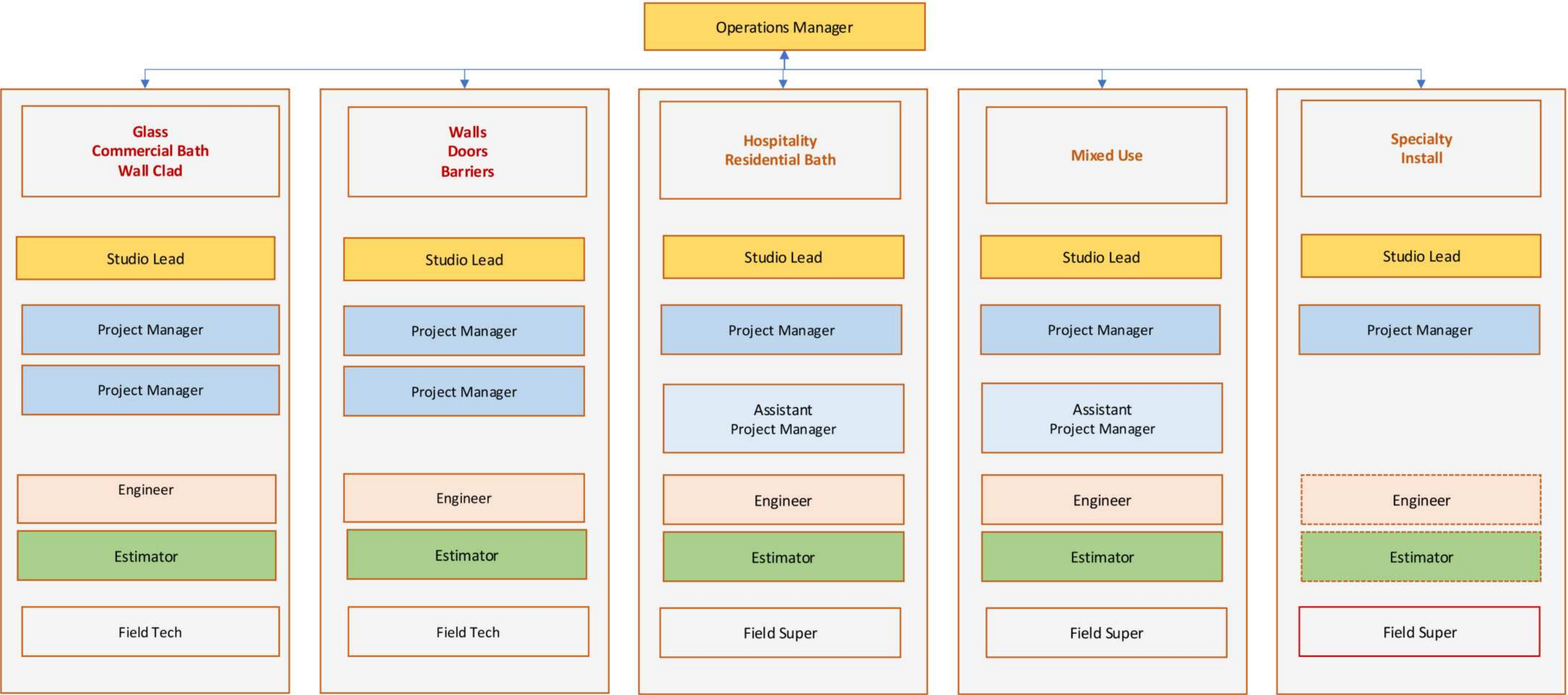
GATEWAY CENTER: GALLERY



PROJECT CAPABILITES

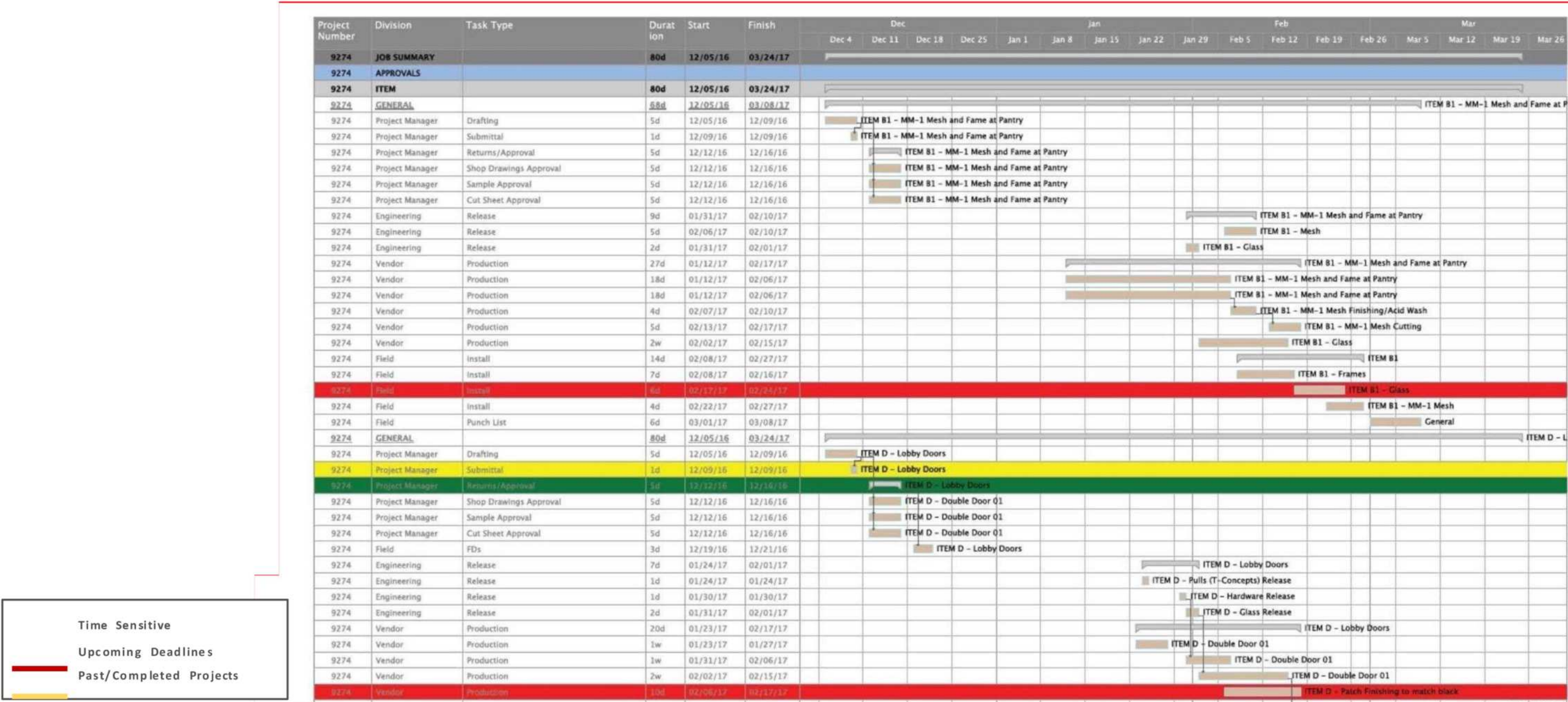
PROJECT CAPABILITES | PROJECT MANAGEMENT • LOGISTICS PLANNING • INSTALLATION

PROJECT MANAGEMENT



PROJECT MANAGEMENT

ADVANCED PROJECT MANAGEMENT with notifications-based scheduling, show drawing coordination and dedicated engineering staff.



SEQUENCING + LOGISTICS

SHIPMENT OPTIMIZATION

We prioritize every shipment crate to ensure that the load order and off load order is in line with the installation schedule
Not only does this make life easier, it reduces install times to meet project deadlines.

<div>CRATE 1</div> <div>A1- 1 8 Pieces 1,648 lbs</div> <div>Total Weight 1,648 lbs</div>	<div>CRATE 2</div> <div>A1- 1 2 Pieces 412 lbs A1- 2 10 Pieces 1,010 lbs A1- 3 2 Pieces 308 lbs</div> <div>Total Weight 1,730 lbs</div>	<div>CRATE 3</div> <div>A1- 3 8 Pieces 1,232 lbs A1- 4 3 Pieces 486 lbs</div> <div>Total Weight 1,700 lbs</div>	<div>CRATE 4</div> <div>A1- 4 7 Pieces 1,092 lbs A2- 1 3 Pieces 618 lbs</div> <div>Total Weight 1,710 lbs</div>	<div>CRATE 5</div> <div>A2- 1 8 Pieces 1,648 lbs</div> <div>Total Weight 1,648 lbs</div>	<div>CRATE 6</div> <div>A2- 2 11 Pieces 1,111 lbs A2- 3 4 Pieces 616 lbs</div> <div>Total Weight 1,727 lbs</div>
<div>CRATE 7</div> <div>A2- 3 7 Pieces 1,078 lbs A2- 4 4 Pieces 624 lbs</div> <div>Total Weight 1,702 lbs</div>	<div>CRATE 8</div> <div>A2- 4 7 Pieces 1,092 lbs CL1- 1 2 Pieces 102 lbs CL1- 2 2 Pieces 302 lbs CL2- 1 1 Piece 51 lbs CL2- 2 1 Piece 160 lbs</div> <div>Total Weight 1,725 lbs</div>	<div>CRATE 9</div> <div>B-1 2 Pieces 412 lbs B-2 2 Pieces 202 lbs B-3 2 Pieces 304 lbs B-4 2 Pieces 320 lbs D-1 2 Pieces 352 lbs D-2 2 Pieces 120 lbs</div> <div>Total Weight 1,710 lbs</div>	<div>CRATE 10</div> <div>D-3 2 Pieces 308 lbs D-4 2 Pieces 314 lbs E-1 2 Pieces 518 lbs E-2 2 Pieces 202 lbs E-3 2 Pieces 318 lbs</div> <div>Total Weight 1,660 lbs</div>	<div>CRATE 11</div> <div>E-4 2 Pieces 300 lbs G-1 1 Piece 156 lbs G-2 1 Piece 154 lbs H-1 3 Pieces 453 lbs H-2 3 Pieces 303 lbs H-3 2 Pieces 300 lbs</div> <div>Total Weight 1,666 lbs</div>	<div>CRATE 12</div> <div>H-3 1 Piece 150 lbs H-4 3 Pieces 474 lbs H-5 3 Pieces 549 lbs</div> <div>Total Weight 1,173 lbs</div>

Total Weight: 19,799 lbs

▲ Example truck layout 1. Custom sequence/phasing available
2. Labels and truck crate ID available for optimized load out

FLOOR	TYPE	QUANTITY	SHIPMENT NUMBER	DELIVERY DATE	DELIVERY STATUS
FLOOR 3	A1-1	10	1	5/9/2017	DELIVERED
FLOOR 3	A2-1	11	1	5/9/2017	DELIVERED
FLOOR 3	B-1	1	1	5/9/2017	DELIVERED
FLOOR 3	C1-1	1	1	5/9/2017	DELIVERED
FLOOR 3	C2-1	1	1	5/9/2017	DELIVERED
FLOOR 3	D-1	1	1	5/9/2017	DELIVERED
FLOOR 3	E-1	1	1	5/9/2017	DELIVERED
FLOOR 3	H1-1	1	1	5/9/2017	DELIVERED

▲ Example of itemized shipping list

CARVART®