

glassBOARDS > FLOATING FRAMELESS > A clean and simple solution to interior wall-mounted glass. Featuring a minimalist design where the glass floats off the wall, our panels are reinforced using rigid, concealed structural backers for durability and ease of installation. Offered in numerous sizes and applications, the Floating Frameless design is standardized to work in virtually any program and will animate an unadorned wall.

GLASS

Low-Iron Tempered.

GLASS FINISHES

Opaque (B).

SURFACES

Smooth (S), WriteEtch (W, writable) and Etch (E, non-writable).

MOUNTING ORIENTATION

Horizontal, Vertical or Square. Standalone or side-by-side. Combine with glassWALLCLAD, glassTACKBOARDS and glassMIRRORS for a full wall mosaic.

THICKNESS

1/2" including backer.

STANDARD WIDTHS (inches):

24, 30, 36, 42, 48, 54, 60, 66, 72, 78, 84, 90, 96, 102, 108, 114 and 120

STANDARD HEIGHTS (inches):

24, 30, 36, 42, 48 and 60

FUNCTION

Writable with markers without ghosting; Smooth (S) and WriteEtch (W) only. Non-Magnetic and Magnetic.

MOUNTING HARDWARE

Concealed wall-mounted Z-Clip bracket.

ACCESSORIES

Magnetic and adhesive face-mounted Marker Holders, Trays, Erasers and Rare-Earth Magnets.

CUSTOMIZATION

Special sizes or finishes available upon request.

WARRANTY

10-year product assurance.

Features

- Highlights glass appearance with minimal detailing
- Premium, tint-free low iron glass
- Evenly balanced, low-VOC, 100% opaque backpaint
- Superior long-term construction and durability
- Broadest selection of size and finish options
- Design standard compatibility with multiple CARVART products
- Quick and easy installation
- Produced in America



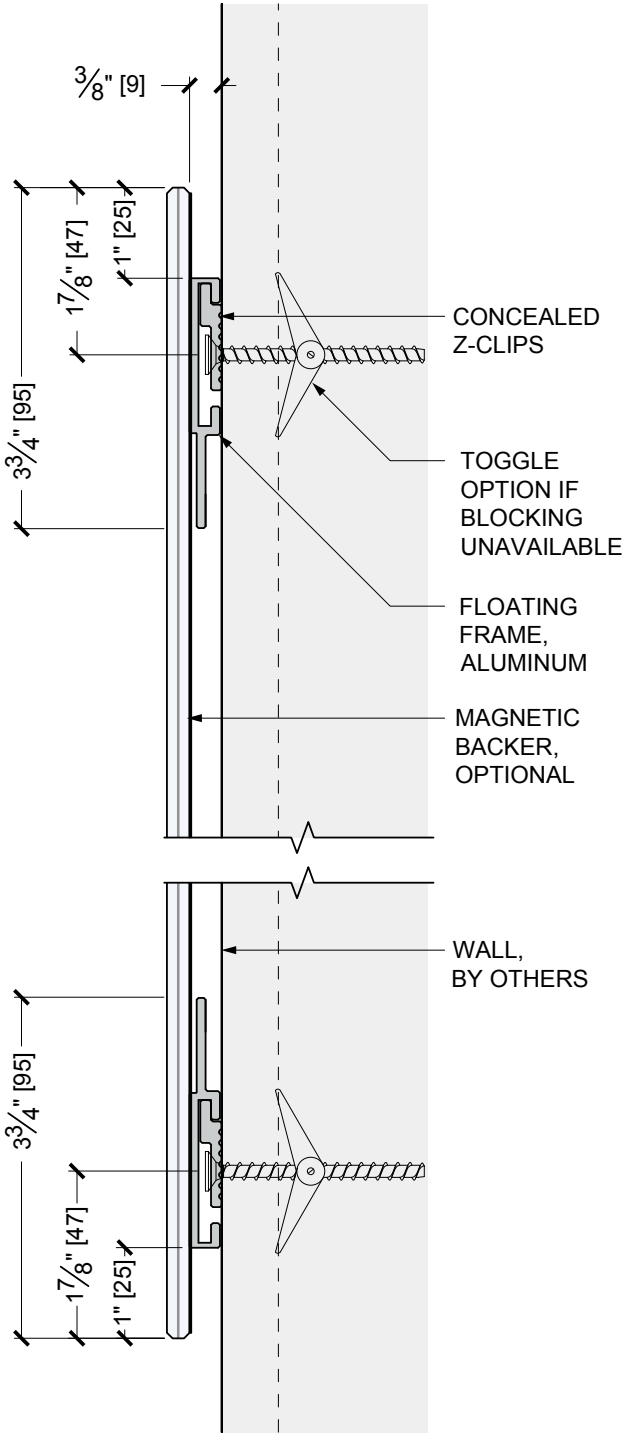
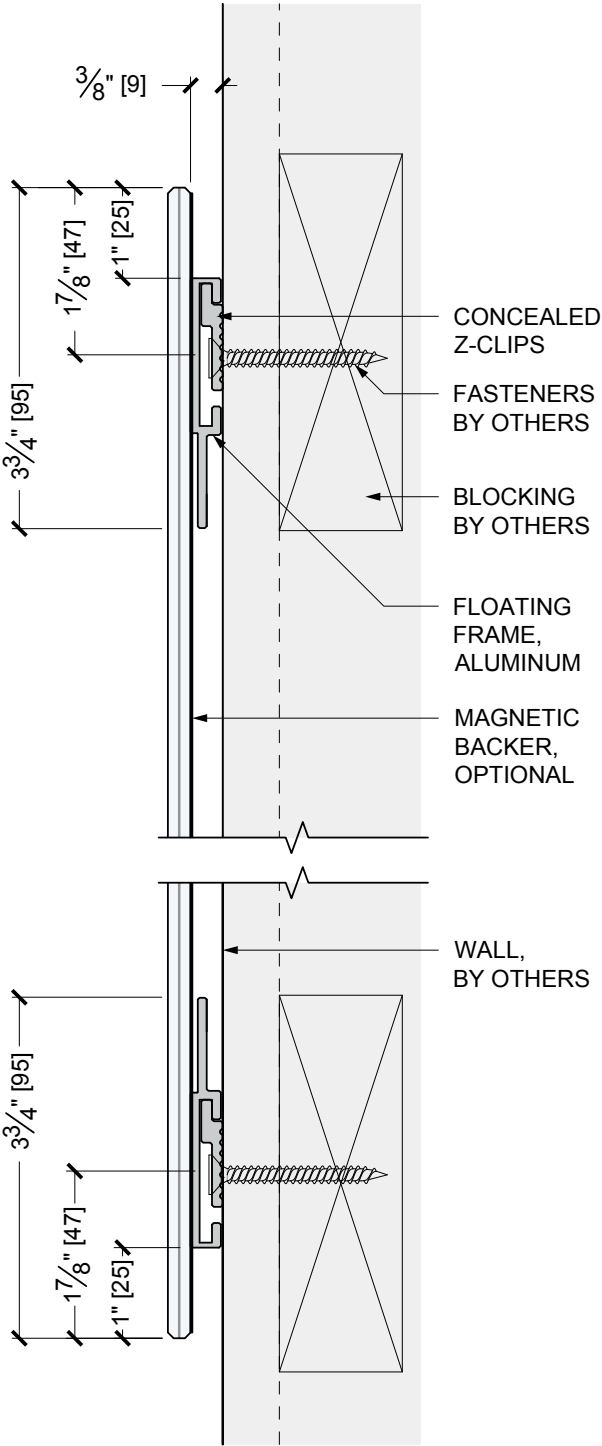
Corner

Specification Notes

- Backers are recessed 1" on all sides to minimize appearance.
- Panels up to 120" may require special considerations to transport into a building which is the responsibility of the dealer and their installer.
- Permanent markers are not recommended as appropriate for glass surfaces.



Details



Surfaces

Smooth (S) is the most common characteristic of clear glass, prominent in all aspects of everyday life.

- Writable with erasable markers.
- Normal expected glare and fingerprinting.
- Reflective.
- Non-oil absorbing.
- Suggested for horizontal and vertical applications.
- Cleans easily with common glass cleaners.

Opaque



WriteEtch (W) is an innovative surface that resists stains and is non-reflective. The surface is slightly-abraded which results in a softer, uniform frosted appearance.

- Writable with erasable markers.
- Glare and fingerprints are minimized.
- Uniform frosted appearance.
- Non-oil absorbing.
- Recommended mainly for vertical applications.
- Cleans easily with common glass cleaners at a more occasional rate than Smooth glass.

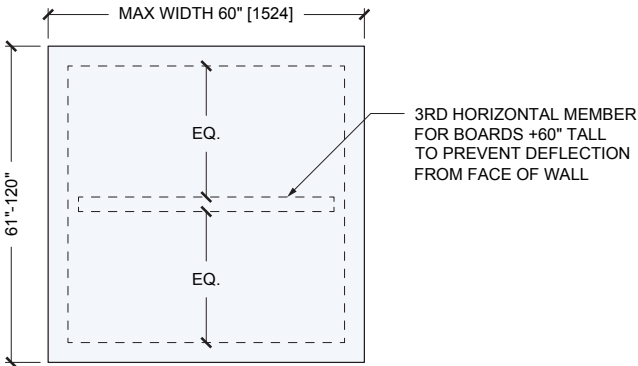
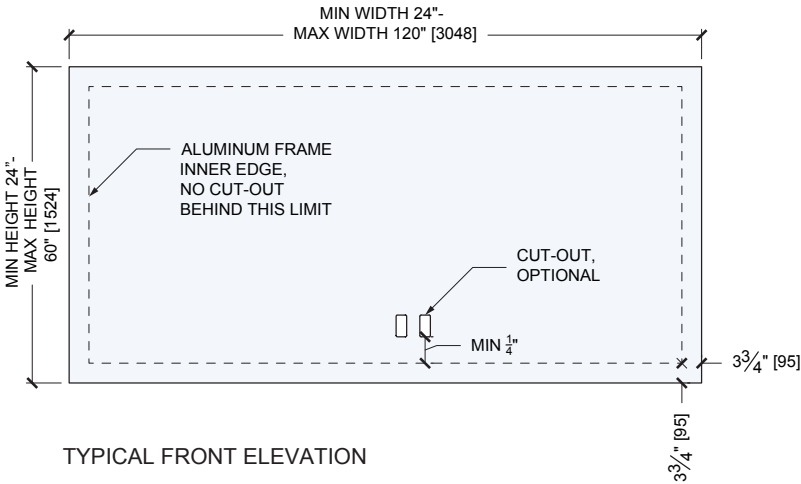



Etch (E) is a smudge-proof glass surface that is slightly-abraded and allows for a high degree of light transmission. Its pleasant diffusing of light and imaging through the glass can aid privacy in environments.

- NON-Writable.
- Glare and fingerprints are minimized.
- Uniform frosted appearance.
- Non-oil absorbing.
- For horizontal and vertical applications.
- Cleans easily with common glass cleaners at a more occasional rate than Smooth glass.



Functions



glassACCESSORIES**Holder/Marker with Magnetic Adapter****Eraser****Rare-Earth Magnet****Rail**

Opaque
Glass

B01 Bright White	B06 Winter White	B07 Ivory	B08 Linen	B09 Wheat	B12 Dove	B16 Stone	B20 Charcoal	B21 Black
B33 Grass	B35 Green	B38 Olive	B42 Turquoise	B45 Blue	B48 Marine	B52 Pink	B55 Violet	B58 Purple
B61 Red	B68 Brick	B72 Tangerine	B75 Orange	B78 Caramel	B81 Yellow	B83 Sunglow	B86 Bronze	B89 Chocolate

Opaque
Glass
Metallics

B2A Silver	B4A Gold	B6A Copper	B7A Gun Metal
---------------	-------------	---------------	------------------