

# INTEGRA

## Electronic self-sufficient washbasins

Integra is a sleek Italian-designed integrated system of solid surface and glass washbasins, faucets and high-tech multiconsoles. Extremely functional, durable and practical, Integra has the look of a modern piece of furniture.

The smooth, flowing basin shapes allude to the fluidity of water and juxtapose with the geometric lines and chromed surfaces of faucets and multiconsole dispenser units to create a harmonious contemporary visual. The self-contained washbasins can be installed individually or in rows of two or three.

All mechanical elements of the trough-type basin are recessed behind the backsplash and not under the basin for a streamlined appearance. The water spouts can be removed for ease of inspection and maintenance. Soap is easy to supply, as is the servicing for maintenance.

The thoroughly modern materials and fluid styling make it a design focal point but Integra also offers important hygienic benefits in high-traffic public bathrooms because users don't need to touch the hardware.

SOLID



GLASS



- Sleek design for heavy-duty usage
- Automatic functionality
- Acrylic solid surface material
- Trough washbasin
- Wall-mounted on galvanized steel built-in wall supports
- One, two or three washing positions
- Integrated Multiconsole with exposed spouts for electronic soap dispenser, water faucet and hand dryer
- Exposed spouts are hand-finished chrome
- Glass or anodized aluminum shelves for placement of small personal objects

- Handcrafted colored glass washbasin with attached glass backsplash
- One, two or three continuous positions
- Wall-mounted on visible, polished stainless steel bracket supports
- Integrated Multiconsole with exposed spouts for electronic soap dispenser, water faucet and hand dryer
- Exposed spouts and drain are hand-finished chrome
- Glass or anodized aluminum shelves for placement of small personal objects
- Can stand-alone with wall-mounted electronic faucets

# INTEGRA

**INTEGRAsolid > B** is a combination of the continuous trough-type solid surface washbasin with an attached backplash that bears the sensors and electronic multiconsole.

The multiconsole, constructed from a solid 1/2" chromed brass plate, integrates an electronic soap dispenser, water faucet and hand dryer into one unit.

Stylish mirrors are fitted with backlit LED lights that shows users where to place their hands by illuminating the designations of "Soap," "Water" and "Air."

INTEGRAsolid > B



# Electronic faucets and soap dispensers

Single-hole and wall-mounted automatic water faucets and soap dispensers in chrome and stainless steel.

**Glass Cover**

M205V



C612V



C620V



Space B-E



Space C-E



Space D-E



Space F-E

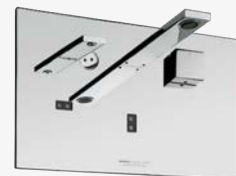


**Chrome Cover**

M205E



C612E



C620E



Brioso



UFO/MET



Puro



Multiconsola-A



## INTEGRA

## INTEGRAsolid &gt; B

Solid surface  
trough-type  
washbasin with  
Multiconsole

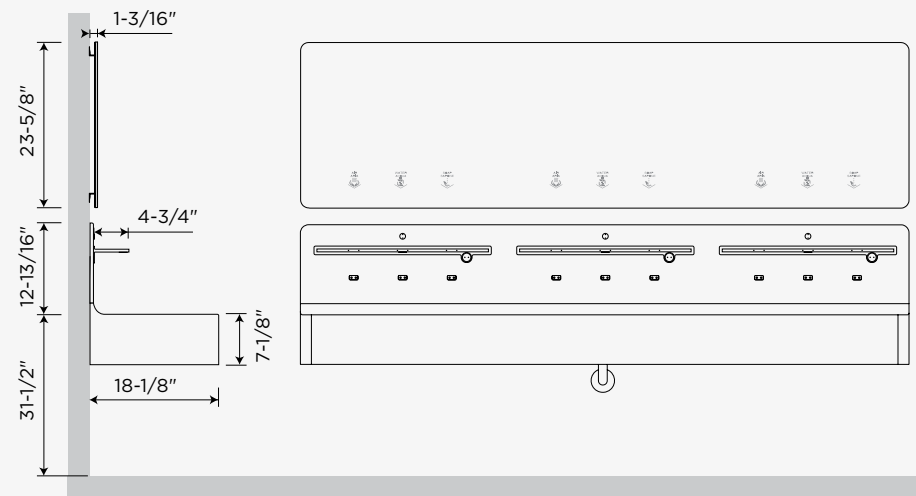
INTEGRA may have one,  
two or three stations with  
soap dispenser, water faucet  
and hand dryer.

Optional mirror with perimeter  
LED light indicating Soap,  
Water and Air.

They can either be fitted or  
configured with an underbasin  
thermostatic temperature mixer  
(for hot and cold water) or  
be without mixer for cold or  
premixed water.

Before installing  
INTEGRA washbasins,  
please arrange  
the following:

- Wall-recessed support  
bracket (Included)
- Wiring connection  
to 120V/50-60Hz
- Water inlet
- Drain location



# Colors

CARVART has curated glass colors and anodized aluminum finishes to assist in your design process. Should you require more options, contact CARVART or your sales representative, and we will partner with you to select from the other colors that are available.

### Glass Finishes

Available in both Smooth finish, when a high-gloss reflective look is desired, or an Etch finish which is non-reflective and minimizes fingerprints.

### Glass Colors


Available in 26 standard colors, other RAL colors may be available subject to approval of samples.

*The colors reproduced in this brochure have been matched as closely as print technology allows.*


### Hardware Colors

Hardware is available in anodized aluminum.


## GLASS



## GLASS (METALLICS)



## GLASS SURFACE OPTIONS



## CHPL (LOCKER DOORS/CUBICLES)



## CHPL BODY (LOCKERS)



## HARDWARE

# Materials

## GRAPHICglass


This product line features our custom print capability which is the best quality in the market. With 1440 dpi clarity and vibrant color hues, your inspiration becomes reality.

From a photograph to digital artwork to a unique pattern, you can express your creativity. Make a statement. Create a mood. Communicate a lifestyle.

## cHPL Wood Finishes

Curated from a classical and historical collection, our cHPL panels are offered in a wide range of "woodgrains."

### GLASS



### cHPL



385



381



1621



626




389



391



606



392



524



1354



382



662

# Materials

## Stone

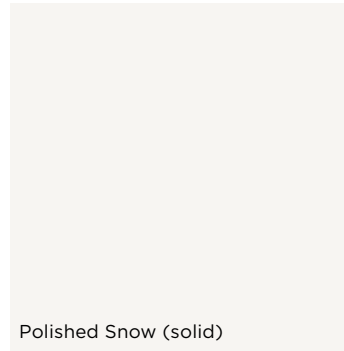
Pale colors and delicate nuances inspired by wet plaster and industrial concrete. Soft materials with a strong contemporary spirit, icons of sophisticated design.

Finishing effects of the porcelain sheets may vary from panel to panel. Sample colors are considered indicative.


## Marble

By definition, shining metamorphic rocks that diversify in changing energetic veins.

### STONE



Polished Snow (solid)



White



Gray




Dove Gray



Charcoal Gray



Slate Gray



Dark Brown



Black

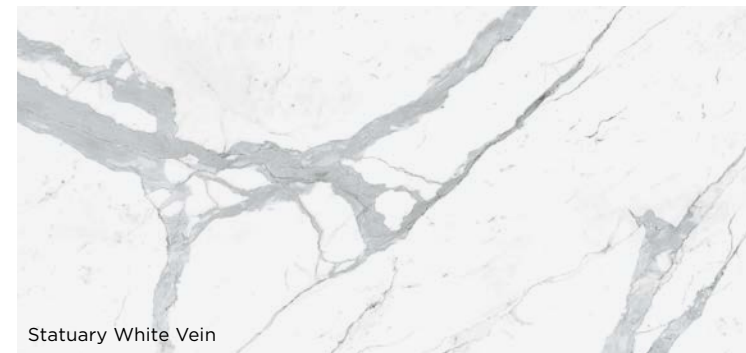
### MARBLE (POLISHED)




Calacatta Gold Vein



Orobic Gray



Statuary White Vein



Golden Black

**Handcrafted Technology**

With unalterable belief, that our stance is the balanced choice to pursue excellence, we work passionately to ensure that every final product can reveal and project the story of Italian design culture and human artisan mastery.

“Handcrafted Technology” is an attitude, where fulfillment is a journey of constant exploration and not a destination. It’s a philosophy and way of life.

Today, we’re proud to function, research, design, continuously upgrade our workforce skills and production by using specially adopted programs, machinery,

and technological solutions bonded with traditional tool elements, which have been formulated, developed and controlled through dedicated work, knowledge and craft experimentation. In this way, we motivate artisan persistence and insist in the “handcrafted final mastery touch” for all stages of our production.

“Handcrafted Technology” predicates that inventive sensitivity and even more, necessity, must honor the final result by merging all human life standards and values with technology and progress.

The information contained in this PDF has been accurately controlled. CARVART and SOEMA are not responsible for any possible inaccuracies and reserves the right to make any technical and aesthetic changes to the products without notice.

