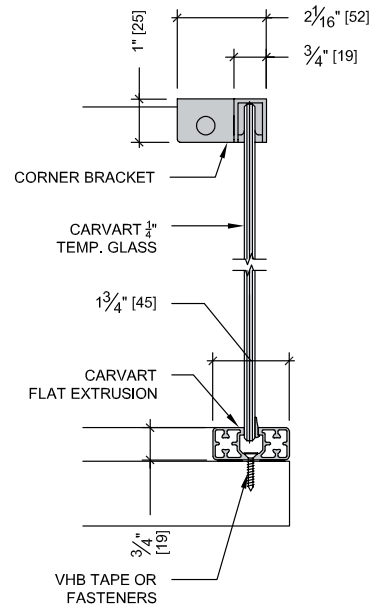
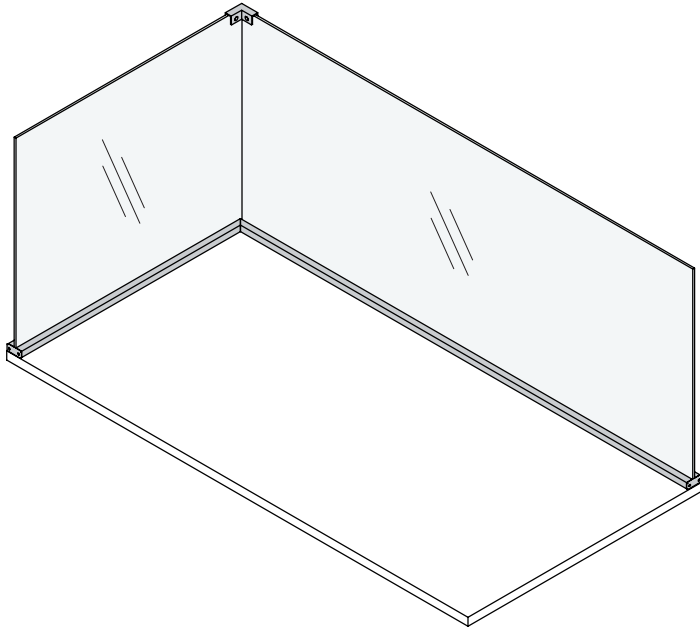
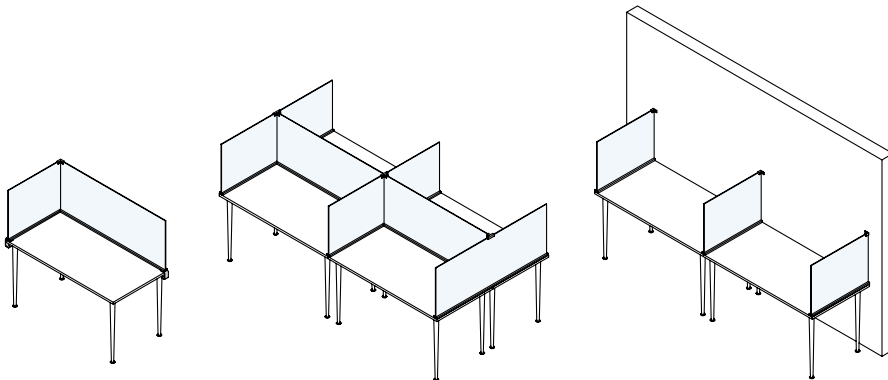


Workstations > EDGE

(GS-SW-E)



TYPICAL DETAILS



EXAMPLE CONFIGURATIONS

Specifications

Workstations>EDGE

CARVART's benching screens offer a timeless architectural design that are flexible and adaptable, while providing hygienic protection for our ever-changing workplace. The sleek aesthetics blend into any space and are ideal for protection and engagement with non-porous, scratch resistant tempered glass that is more resistant to bacteria and increasingly durable, ensuring a greater product longevity.

APPLICATIONS —

Space division between working areas

HARDWARE MATERIALS/FINISHES —

-MFSA (Satin Anodized Aluminum)
 Refer to Finish Chart for standard colors

PANEL WIDTHS (OVERALL MAXIMUM)—

Inquire for layout options

PANEL HEIGHTS —

Maximum Height: 32"
 Maximum 48" per return

MOUNTING OPTIONS —

VHB Tape, Mechanically Fastened

GLASS THICKNESSES —

1/4"

WARRANTY —

1 Year Limited Warranty

NOTE: All EDGE workstations must have glass return or be mounted to wall.

Specification Code: **GS-SW-E**

GS	SW	E
LINE	TYPE	MODEL/ID